

ADI1 antibody

Catalog Number: 107793

Product name

ADI1 antibody

Immunogen

[Human ADI1 Recombinant protein \(GST tag\)](#)

Specificity

Human, Mouse, Rat; other species not tested.

Antibody description

ADI1 Rabbit Polyclonal antibody. Positive IHC detected in human colon cancer tissue. Positive WB detected in human testis tissue, rat colon tissue. Observed molecular weight by Western-blot: 20 kDa

Preparation

This antibody was obtained by immunization of ADI1 recombinant protein (Accession Number: NM_018269). Purification method: Antigen affinity purified.

Formulation

PBS with 0.02% sodium azide and 50% glycerol pH 7.3.

Storage

Store at -20°C. DO NOT ALIQUOT

Clonality

Polyclonal

Ig Type

Rabbit IgG

Applications

ELISA, WB, IHC


Dilutions

Recommended Dilution:

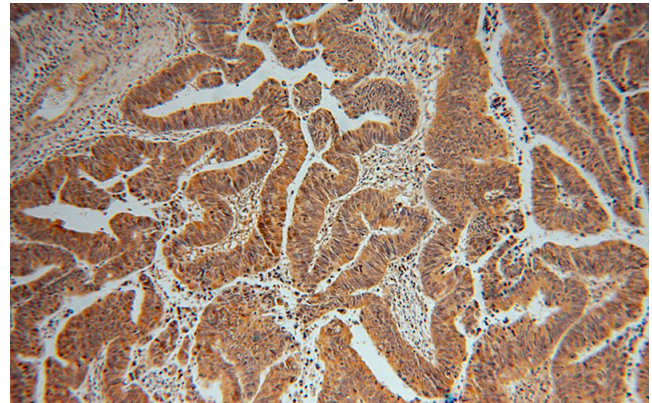
WB: 1:200-1:2000

IHC: 1:20-1:200

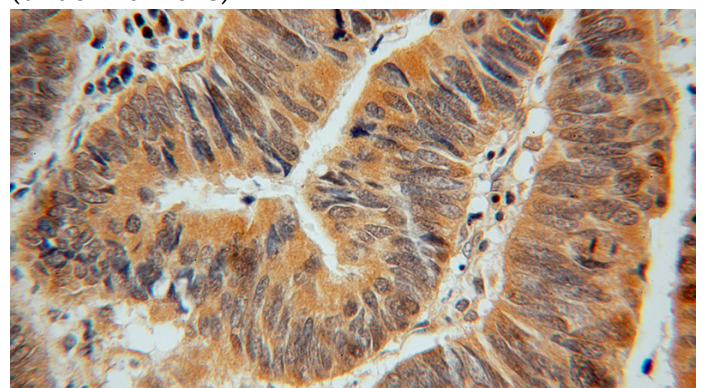
Validations



human testis tissue were subjected to SDS PAGE followed by western blot with Catalog No:107793(ADI1 antibody) at dilution of 1:400



Immunohistochemical of paraffin-embedded human colon cancer using Catalog No:107793(ADI1 antibody) at dilution of 1:100 (under 10x lens)



ADI1 antibody



Catalog Number: 107793

Immunohistochemical of paraffin-embedded
human colon cancer using Catalog

No:107793(ADI1 antibody) at dilution of 1:100
(under 40x lens)