

ACOT12 antibody

Catalog Number: 107744

Product name

ACOT12 antibody

IHC: 1:20-1:200

IF: 1:50-1:500

Specificity

Human, Mouse, Rat; other species not tested.

Antibody description

ACOT12 Rabbit Polyclonal antibody. Positive IF detected in COLO 320 cells. Positive IHC detected in human liver cancer tissue, human colon cancer tissue. Positive WB detected in COLO 320 cells. Observed molecular weight by Western-blot: 70 kDa

Preparation

This antibody was obtained by immunization of ACOT12 recombinant protein (Accession Number: NM_130767). Purification method: Antigen affinity purified.

Formulation

PBS with 0.1% sodium azide and 50% glycerol pH 7.3.

Storage

Store at -20°C. DO NOT ALIQUOT

Clonality

Polyclonal

Ig Type

Rabbit IgG

Applications

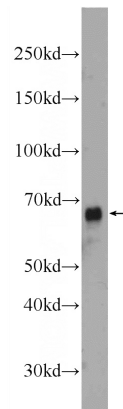
ELISA, WB, IHC, IF

Dilutions

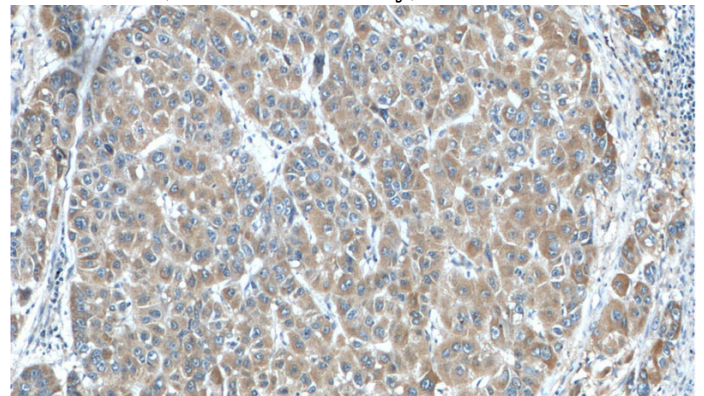
Recommended Dilution:

WB: 1:200-1:2000

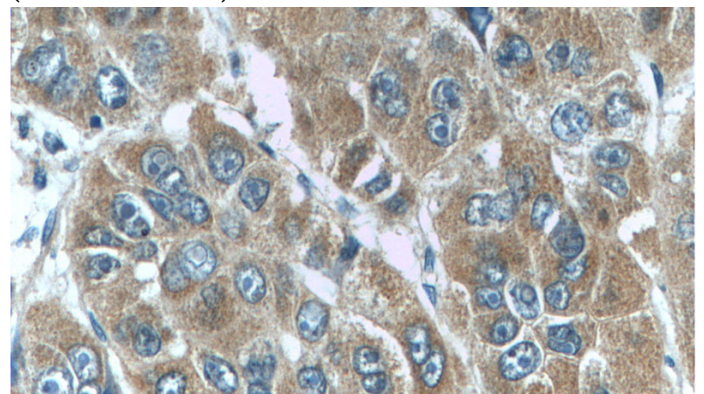
Validations



COLO 320 cells were subjected to SDS PAGE followed by western blot with Catalog No:107744(ACOT12 Antibody) at dilution of 1:600



Immunohistochemistry of paraffin-embedded human liver cancer tissue slide using Catalog No:107744(ACOT12 Antibody) at dilution of 1:50 (under 10x lens)

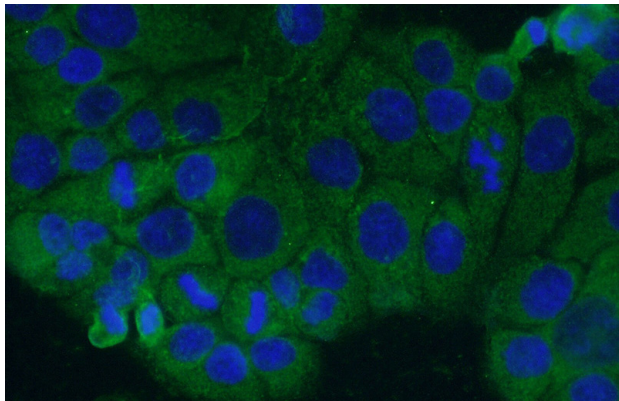


Immunohistochemistry of paraffin-embedded

ACOT12 antibody

Catalog Number: 107744

human liver cancer tissue slide using Catalog No:107744(ACOT12 Antibody) at dilution of 1:50 (under 40x lens)



Immunofluorescent analysis of (-20oc Ethanol) fixed COLO 320 cells using Catalog No:107744(ACOT12 Antibody) at dilution of 1:50 and Alexa Fluor 488-conjugated AffiniPure Goat Anti-Rabbit IgG(H+L)