

# ACOXL antibody

Catalog Number: 107687

## Product name

ACOXL antibody

## Specificity

Human; other species not tested.

## Antibody description

ACOXL Rabbit Polyclonal antibody. Positive IHC detected in human spleen tissue. Positive IP detected in K-562 cells. Observed molecular weight by Western-blot: 32 kDa

## Preparation

This antibody was obtained by immunization of ACOXL recombinant protein (Accession Number: BC131514). Purification method: Antigen affinity purified.

## Formulation

PBS with 0.02% sodium azide and 50% glycerol pH 7.3.

## Storage

Store at -20°C. DO NOT ALIQUOT

## Clonality

Polyclonal

## Ig Type

Rabbit IgG

## Applications

ELISA, IP, IHC

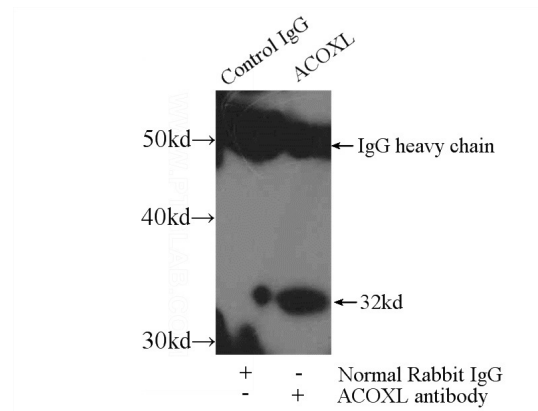
## Dilutions

Recommended Dilution:

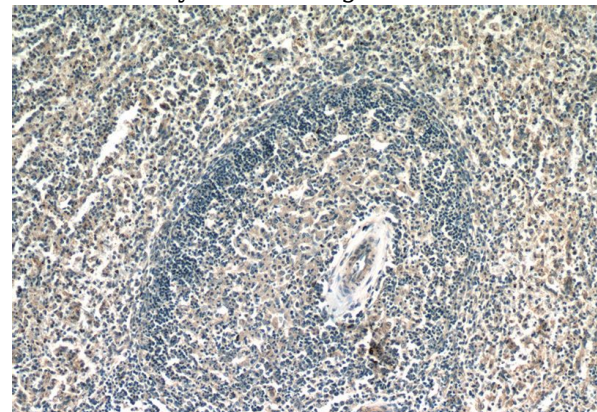
IP: 1:200-1:1000

IHC: 1:20-1:200

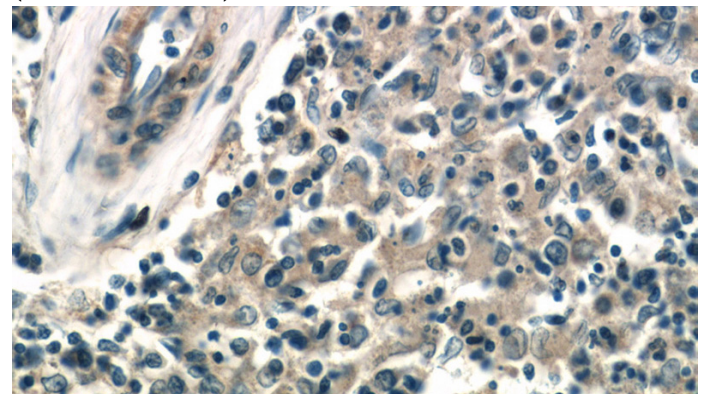
## Validations



IP Result of anti-ACOXL (IP:Catalog No:107687, 3ug; Detection:Catalog No:107687 1:300) with K-562 cells lysate 2000ug.



Immunohistochemistry of paraffin-embedded human spleen tissue slide using Catalog No:107687(ACOXL Antibody) at dilution of 1:50 (under 10x lens)



Immunohistochemistry of paraffin-embedded human spleen tissue slide using Catalog No:107687(ACOXL Antibody) at dilution of 1:50 (under 40x lens)