

TRIP6 antibody

Catalog Number: 107645

Product name

TRIP6 antibody

Specificity

Human, Mouse; other species not tested.

Antibody description

TRIP6 Mouse Monoclonal antibody. Positive IHC detected in human colon cancer tissue, human colon tissue, human liver tissue. Positive FC detected in HeLa cells. Positive WB detected in HeLa cells. Observed molecular weight by Western-blot: 50kd

Preparation

This antibody was obtained by immunization of TRIP6 recombinant protein (Accession Number: NM_003302). Purification method: Protein G purified.

Formulation

PBS with 0.02% sodium azide and 50% glycerol pH 7.3.

Storage

Store at -20°C. DO NOT ALIQUOT

Clonality

Monoclonal

Ig Type

Mouse IgG1

Applications

ELISA, WB, IHC, FC


Dilutions

Recommended Dilution:

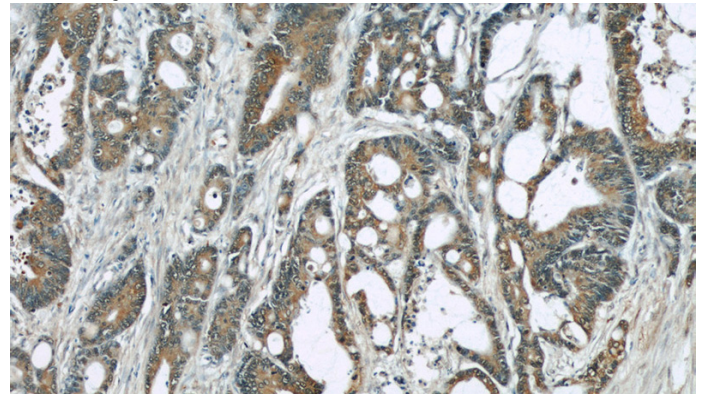
WB: 1:500-1:5000

IHC: 1:20-1:200

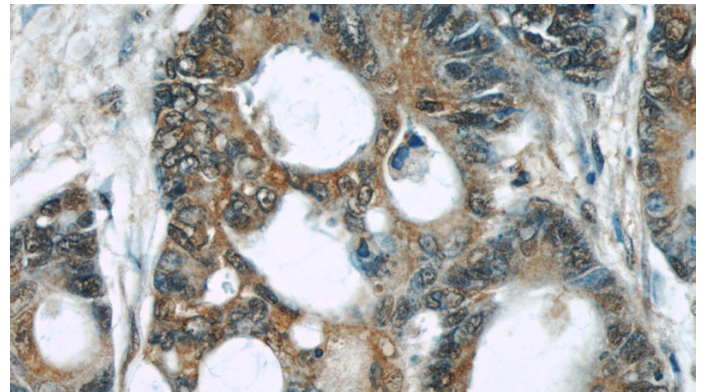
Validations



HeLa cells were subjected to SDS PAGE followed by western blot with Catalog No:107645(TRIP6 antibody) at dilution of 1:1000



Immunohistochemical of paraffin-embedded human colon cancer using Catalog No:107645(TRIP6 antibody) at dilution of 1:50 (under 10x lens)



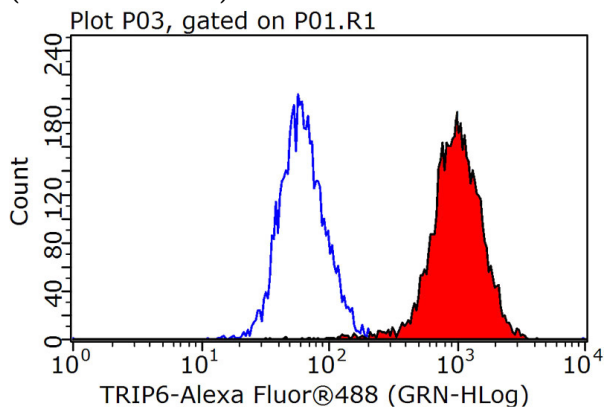
Immunohistochemical of paraffin-embedded human colon cancer using Catalog No:107645(TRIP6 antibody) at dilution of 1:50

TRIP6 antibody



Catalog Number: 107645

(under 40x lens)



1X10⁶ HeLa cells were stained with 0.2ug TRIP6 antibody (Catalog No:107645, red) and control antibody (blue). Fixed with 90% MeOH blocked with 3% BSA (30 min). Alexa Fluor 488-conjugated AffiniPure Goat Anti-Mouse IgG(H+L) with dilution 1:1000.