

TPPII antibody

Catalog Number: 107634

Product name

TPPII antibody

Immunogen

[Human TPP2 Recombinant protein \(His tag\)](#)

Specificity

Human; other species not tested.

Antibody description

TPPII Mouse Monoclonal antibody. Positive FC detected in HeLa cells. Positive IHC detected in human testis tissue. Positive IF detected in HeLa cells, MCF-7 cells. Positive WB detected in HeLa cells, HepG2 cells, Raji cells. Observed molecular weight by Western-blot: 135 kDa

Preparation

This antibody was obtained by immunization of TPPII recombinant protein (Accession Number: NM_003291). Purification method: Protein A purified.

Formulation

PBS with 0.02% sodium azide and 50% glycerol pH 7.3.

Storage

Store at -20°C. DO NOT ALIQUOT

Clonality

Monoclonal

Ig Type

Mouse IgG2b

Applications

ELISA, WB, IHC, IF, FC

Dilutions


Recommended Dilution:

WB: 1:500-1:5000

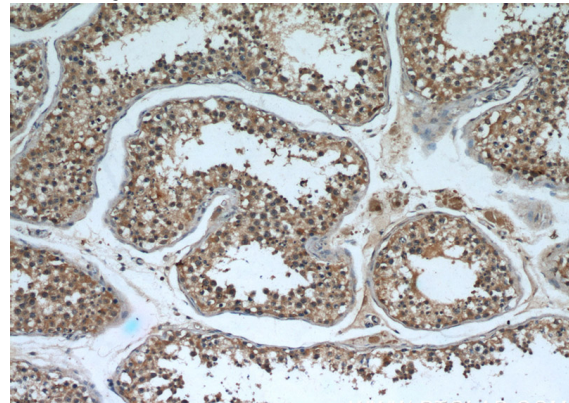
IHC: 1:20-1:200

IF: 1:10-1:100

Validations



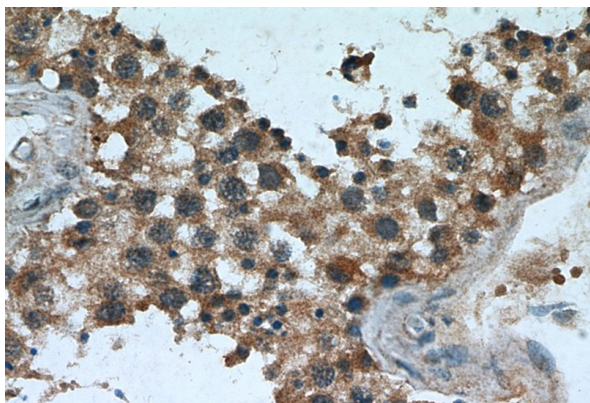
HeLa cells were subjected to SDS PAGE followed by western blot with Catalog No:107634(TPP2 antibody) at dilution of 1:1000



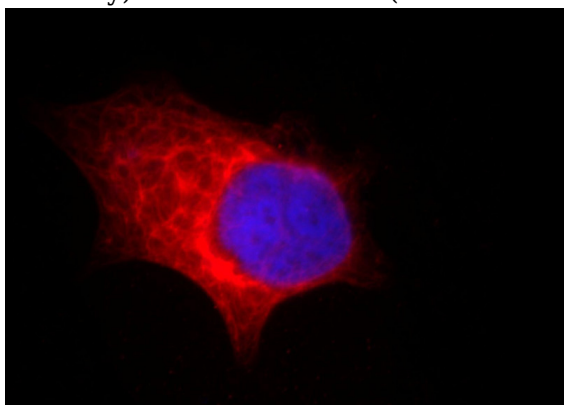
Immunohistochemical of paraffin-embedded human testis using Catalog No:107634(TPP2 antibody) at dilution of 1:50 (under 10x lens)

TPPII antibody

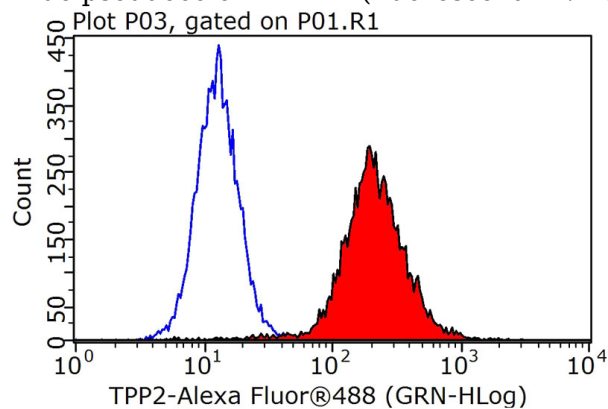
Catalog Number: 107634



Immunohistochemical of paraffin-embedded human testis using Catalog No:107634(TPP2 antibody) at dilution of 1:50 (under 40x lens)



Immunofluorescent analysis of HeLa cells, using TPP2 antibody Catalog No: at 1:25 dilution and Rhodamine-labeled goat anti-mouse IgG (red). Blue pseudocolor = DAPI (fluorescent DNA dye).



1X10⁶ HeLa cells were stained with 0.2ug TPP2 antibody (Catalog No:107634, red) and control antibody (blue). Fixed with 90% MeOH blocked with 3% BSA (30 min). Alexa Fluor 488-conjugated AffiniPure Goat Anti-Mouse IgG(H+L) with dilution 1:1000.