

TNF alpha antibody



Catalog Number: 107629

Product name

TNF alpha antibody

IHC: 1:20-1:200

Specificity

Human, Mouse; other species not tested.

Antibody description

TNF alpha Mouse Monoclonal antibody. Positive IHC detected in human breast cancer tissue, human colon cancer tissue, human liver cancer tissue. Positive WB detected in LPS treated RAW 264.7 cells. Observed molecular weight by Western-blot: 17 kDa

Preparation

This antibody was obtained by immunization of TNF alpha recombinant protein (Accession Number: NM_000594). Purification method: Protein A purified.

Formulation

PBS with 0.02% sodium azide and 50% glycerol pH 7.3.

Storage

Store at -20°C. DO NOT ALIQUOT

Clonality

Monoclonal

Ig Type

Mouse IgG2b

Applications


ELISA, IHC, WB

Dilutions

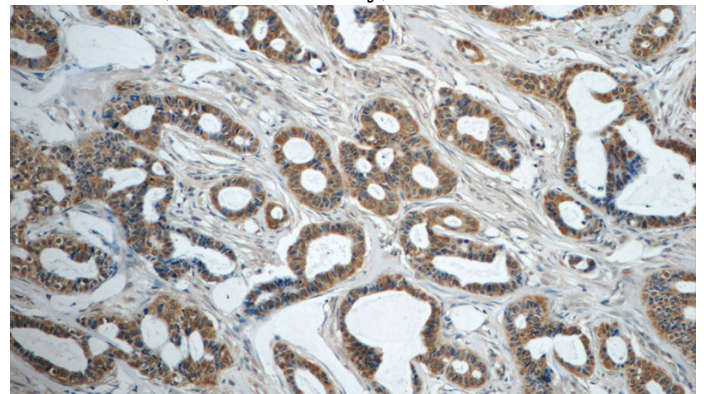
Recommended Dilution:

WB: 1:500-1:5000

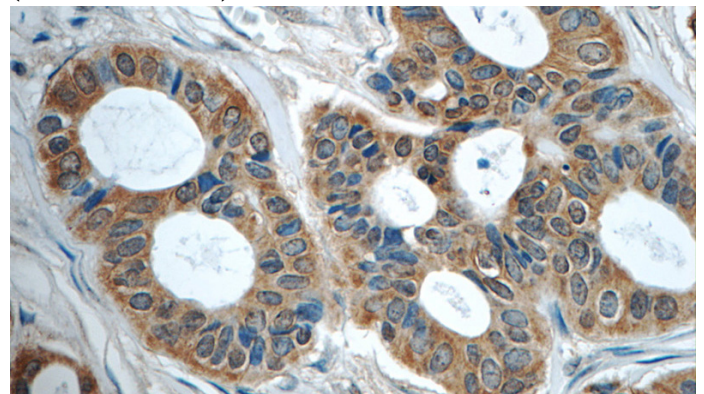
Validations



LPS treated RAW 264.7 cells were subjected to SDS PAGE followed by western blot with Catalog No:107629(TNF-a Antibody) at dilution of 1:1000



Immunohistochemistry of paraffin-embedded human breast cancer tissue slide using Catalog No:107629(TNF-a Antibody) at dilution of 1:50 (under 10x lens)



Immunohistochemistry of paraffin-embedded human breast cancer tissue slide using Catalog No:107629(TNF-a Antibody) at dilution of 1:50

TNF alpha antibody



Catalog Number: 107629

(under 40x lens)