

Vimentin antibody

Catalog Number: 107540

Product name

Vimentin antibody

IHC: 1:20-1:200

IF: 1:20-1:200

Specificity

Human; other species not tested.

Antibody description

Vimentin Mouse Monoclonal antibody. Positive IHC detected in human renal cell carcinoma tissue. Positive IF detected in HeLa cells. Positive WB detected in Jurkat cells. Observed molecular weight by Western-blot: 55-60 kDa

Preparation

This antibody was obtained by immunization of Vimentin recombinant protein (Accession Number: XM_006717500). Purification method: Protein G purified.

Formulation

PBS with 0.02% sodium azide and 50% glycerol pH 7.3.

Storage

Store at -20°C. DO NOT ALIQUOT

Clonality

Monoclonal

Ig Type

Mouse IgG1

Applications


ELISA, WB, IF, IHC

Dilutions

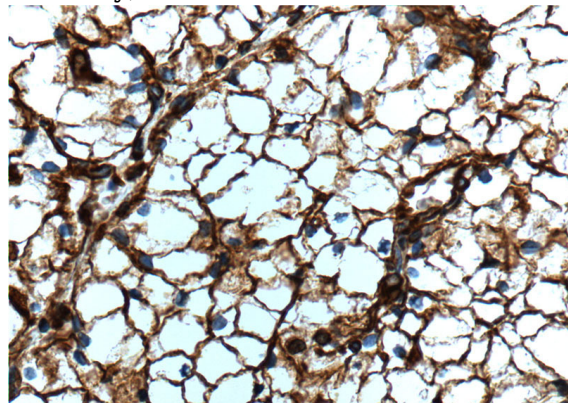
Recommended Dilution:

WB: 1:1000-1:10000

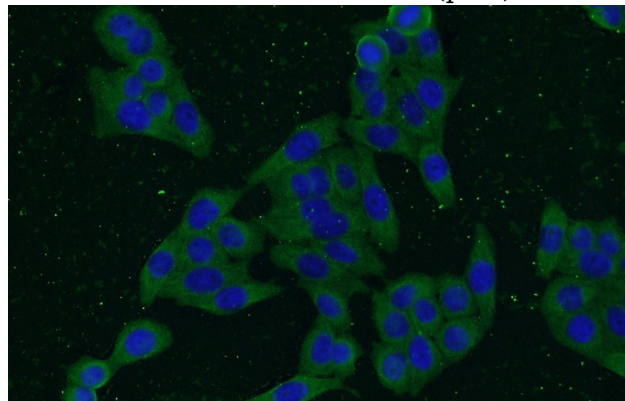
Validations



Jurkat cells were subjected to SDS PAGE followed by western blot with Catalog No:107540(Vimentin Antibody) at dilution of 1:2000



Immunohistochemistry of paraffin-embedded human renal cell carcinoma tissue slide using Catalog No:107540(Vimentin Antibody) at dilution of 1:500 (under 40x lens). heat mediated antigen retrieved with Tris-EDTA buffer(pH9).



Vimentin antibody



Catalog Number: 107540

Immunofluorescent analysis of HeLa cells using Catalog No:107540(Vimentin Antibody) at dilution of 1:50 and Alexa Fluor 488-conjugated AffiniPure Goat Anti-Mouse IgG(H+L)