

RCAS1 antibody

Catalog Number: 107504

Product name

RCAS1 antibody

Specificity

Human; other species not tested.

Antibody description

RCAS1 Mouse Monoclonal antibody. Positive IHC detected in human lung cancer tissue, human breast cancer tissue. Positive WB detected in HEK-293 cells. Observed molecular weight by Western-blot: 30 kDa

Preparation

This antibody was obtained by immunization of RCAS1 recombinant protein (Accession Number: XM_047422412). Purification method: Protein G purified.

Formulation

PBS with 0.02% sodium azide and 50% glycerol pH 7.3.

Storage

Store at -20°C. DO NOT ALIQUOT

Clonality

Monoclonal

Ig Type

Mouse IgG1

Applications

ELISA, IHC, WB


Dilutions

Recommended Dilution:

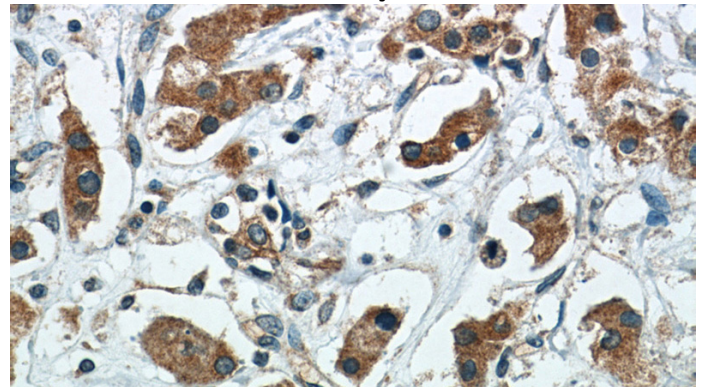
WB: 1:500-1:5000

IHC: 1:20-1:200

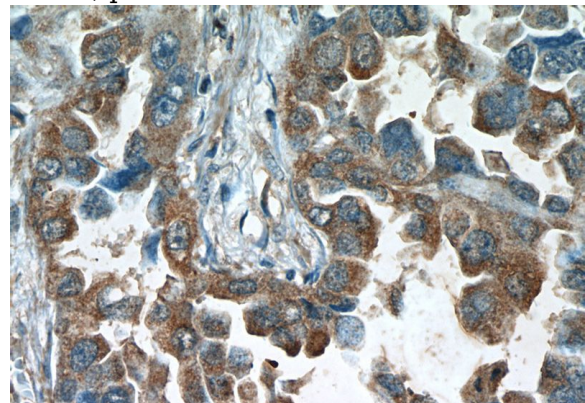
Validations



HEK-293 cells were subjected to SDS PAGE followed by western blot with Catalog No:107504(EBAG9 Antibody) at dilution of 1:1000



Immunohistochemistry of paraffin-embedded human breast cancer tissue slide using Catalog No:107504(EBAG9 Antibody) at dilution of 1:50. Heat mediated antigen retrieved with Citric acid buffer, pH6.0.



Immunohistochemistry of paraffin-embedded human lung cancer tissue slide using Catalog

RCAS1 antibody



Catalog Number: 107504

No:107504(EBAG9 Antibody) at dilution of 1:50.

Heat mediated antigen retrieved with Citric acid buffer, pH6.0.