

# RBBP9 antibody

Catalog Number: 107498

## Product name

RBBP9 antibody

IHC: 1:20-1:200

IF: 1:10-1:100

## Specificity

Human; other species not tested.

## Antibody description

RBBP9 Mouse Monoclonal antibody. Positive IHC detected in human pancreas tissue. Positive IF detected in Hela cells. Positive WB detected in A549 cells. Observed molecular weight by Western-blot: 22kD

## Preparation

This antibody was obtained by immunization of RBBP9 recombinant protein (Accession Number: NM\_006606). Purification method: Protein A purified.

## Formulation

PBS with 0.02% sodium azide and 50% glycerol pH 7.3.

## Storage

Store at -20°C. DO NOT ALIQUOT

## Clonality

Monoclonal

## Ig Type

Mouse IgG2b

## Applications


ELISA, WB, IF, IHC

## Dilutions

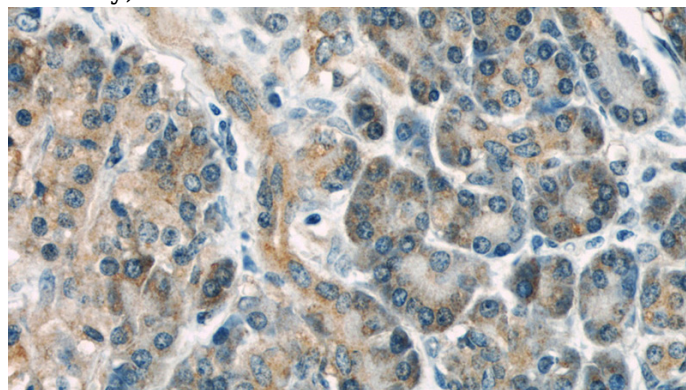
Recommended Dilution:

WB: 1:200-1:2000

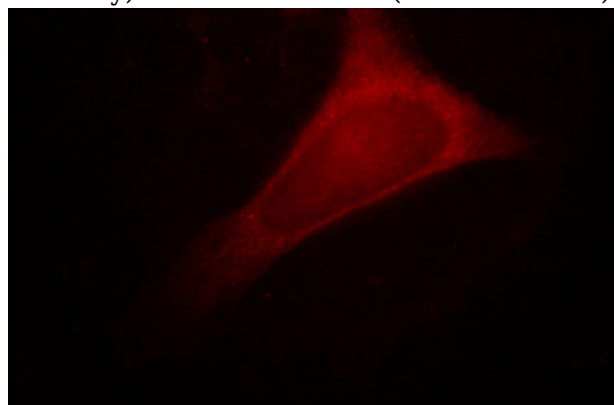
## Validations



A549 cells were subjected to SDS PAGE followed by western blot with Catalog No:107498(RBBP9 antibody) at dilution of 1:500



Immunohistochemical of paraffin-embedded human pancreas using Catalog No:107498(RBBP9 antibody) at dilution of 1:50 (under 40x lens)



Immunofluorescent analysis of Hela cells, using RBBP9 antibody Catalog No: at 1:25 dilution and

# RBBP9 antibody



Catalog Number: 107498

---

Rhodamine-labeled goat anti-mouse IgG (red).