

# PRDX4 antibody

Catalog Number: 107482

## Product name

PRDX4 antibody

## Specificity

Human; other species not tested.

## Antibody description

PRDX4 Mouse Monoclonal antibody. Positive IHC detected in human colon tissue, human pancreas cancer tissue, human prostate cancer tissue. Positive WB detected in K-562 cells, HeLa cells, HepG2 cells. Observed molecular weight by Western-blot: 31 kDa

## Preparation

This antibody was obtained by immunization of PRDX4 recombinant protein (Accession Number: NM\_006406). Purification method: Protein A purified.

## Formulation

PBS with 0.02% sodium azide and 50% glycerol pH 7.3.

## Storage

Store at -20°C. DO NOT ALIQUOT

## Clonality

Monoclonal

## Ig Type

Mouse IgG2b

## Applications

ELISA, WB, IHC


## Dilutions

Recommended Dilution:

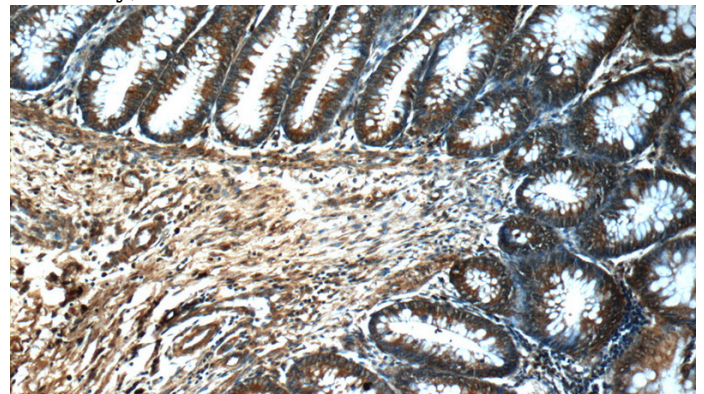
WB: 1:500-1:5000

IHC: 1:20-1:200

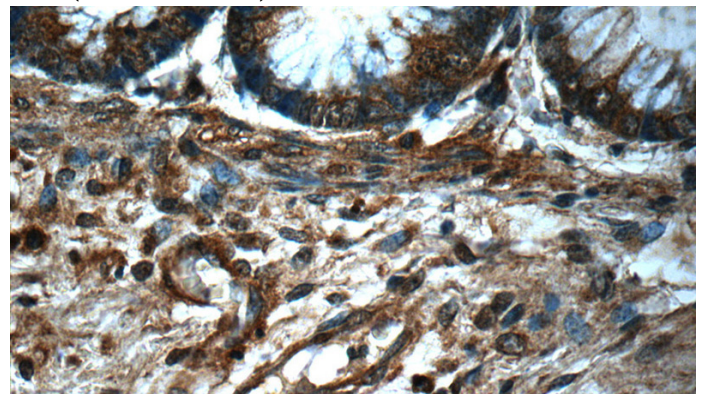
## Validations



K-562 cells were subjected to SDS PAGE followed by western blot with Catalog No:107482(PRDX4 Antibody) at dilution of 1:1000



Immunohistochemistry of paraffin-embedded human colon slide using Catalog No:107482(PRDX4 Antibody) at dilution of 1:50(unde10x lens)



Immunohistochemistry of paraffin-embedded human colon slide using Catalog No:107482(PRDX4 Antibody) at dilution of

# PRDX4 antibody



Catalog Number: 107482

---

1:50(under 40x lens)