

# PPAR gamma antibody



Catalog Number: 107479

## Product name

PPAR gamma antibody

## Specificity

Human; other species not tested.

## Antibody description

PPAR gamma Mouse Monoclonal antibody. Positive WB detected in A431 cells. Positive IHC detected in human placenta tissue, human colon tissue. Observed molecular weight by Western-blot: 50-60kd

## Preparation

This antibody was obtained by immunization of PPAR gamma recombinant protein (Accession Number: XM\_011533841). Purification method: Caprylic acid/ammonium sulfate precipitation.

## Formulation

PBS with 0.1% sodium azide and 50% glycerol pH 7.3.

## Storage

Store at -20°C. DO NOT ALIQUOT

## Clonality

Monoclonal

## Ig Type

Mouse IgG1

## Applications

ELISA, WB, IHC


## Dilutions

Recommended Dilution:

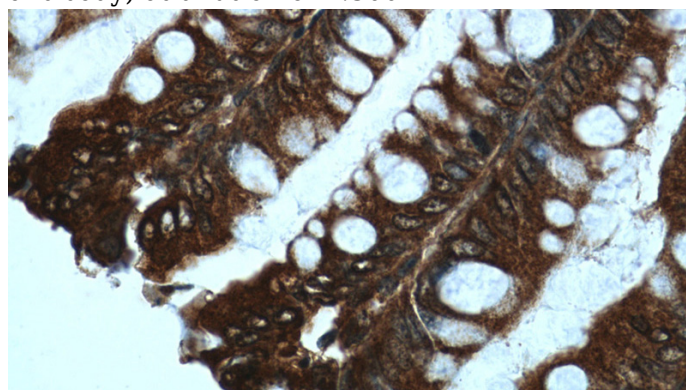
WB: 1:200-1:1000

IHC: 1:20-1:200

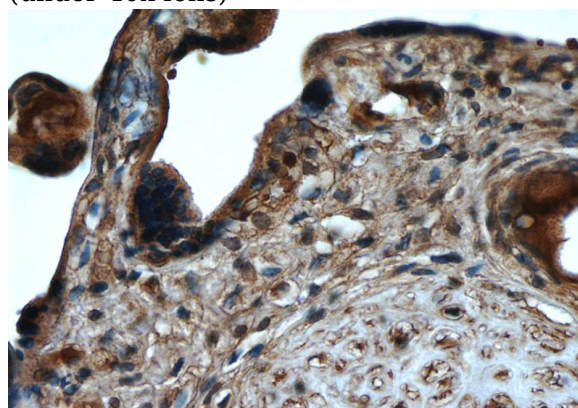
## Validations



A431 cells were subjected to SDS PAGE followed by western blot with Catalog No:107479(PPARG antibody) at dilution of 1:300



Immunohistochemistry of paraffin-embedded human colon tissue slide using Catalog No:107479(PPARG Antibody) at dilution of 1:50 (under 40x lens)



Immunohistochemistry of paraffin-embedded human placenta tissue slide using Catalog No:107479(PPARG Antibody) at dilution of 1:50

# PPAR gamma antibody



Catalog Number: 107479

---

(under 40x lens)