

PAX8-Specific antibody

Catalog Number: 107455

Product name

PAX8-Specific antibody

Specificity

Human; other species not tested.

Antibody description

PAX8-Specific Mouse Monoclonal antibody. Positive WB detected in Skov-3 cells. Positive IHC detected in human thyroid tissue, human ovary tumor tissue. Observed molecular weight by Western-blot: 48kD

Preparation

This antibody was obtained by immunization of Peptide (Accession Number: NM_013992). Purification method: Protein A purified.

Formulation

PBS with 0.02% sodium azide and 50% glycerol pH 7.3.

Storage

Store at -20°C. DO NOT ALIQUOT

Clonality

Monoclonal

Ig Type

Mouse IgG2b

Applications

ELISA, WB, IHC


Dilutions

Recommended Dilution:

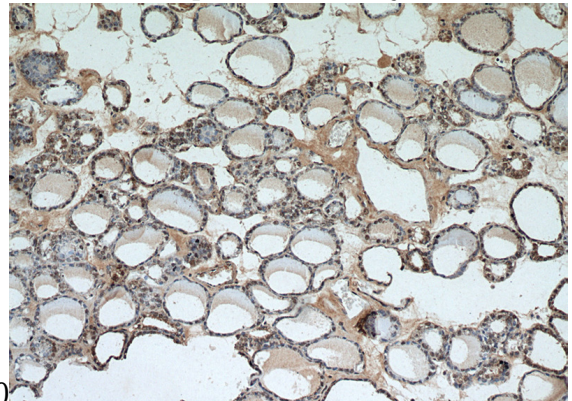
WB: 1:200-1:2000

IHC: 1:20-1:200

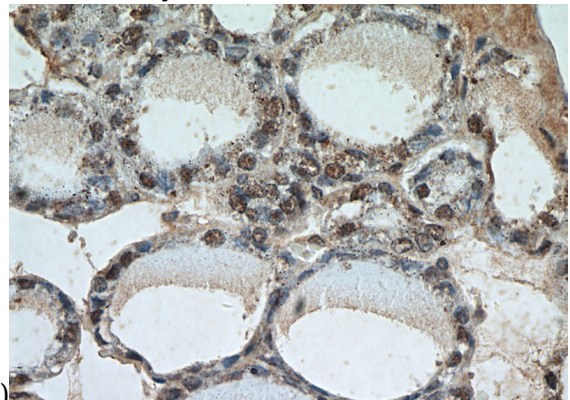
Validations



SKOV-3 cells were subjected to SDS PAGE followed by western blot with Catalog No:107455(PAX8-Specific antibody) at dilution of



Immunohistochemical of paraffin-embedded human thyroid using Catalog No:107455(PAX8-Specific antibody) at dilution of 1:50 (under 10x



Immunohistochemical of paraffin-embedded human thyroid using Catalog No:107455(PAX8-Specific antibody) at dilution of 1:50 (under 40x lens)