

# PAIP1 antibody



Catalog Number: 107450

## Product name

PAIP1 antibody

## Immunogen

[Human PAIP1 Recombinant protein \(GST tag\)](#)

## Specificity

Human, Mouse; other species not tested.

## Antibody description

PAIP1 Mouse Monoclonal antibody. Positive WB detected in HeLa cells, human brain tissue, human placenta tissue. Positive IF detected in HeLa cells. Positive IHC detected in human testis tissue, human cervical cancer tissue. Observed molecular weight by Western-blot: 42+60+70+110 kDa

## Preparation

This antibody was obtained by immunization of PAIP1 recombinant protein (Accession Number: NM\_182789). Purification method: Caprylic Acid/Ammonium Sulfate Precipitation.

## Formulation

PBS with 0.1% sodium azide and 50% glycerol pH 7.3.

## Storage

Store at -20°C. DO NOT ALIQUOT

## Clonality

Monoclonal

## Ig Type

Mouse IgG2b

## Applications

ELISA, WB, IHC, IF

## Dilutions

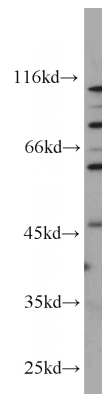
Recommended Dilution:

WB: 1:500-1:5000

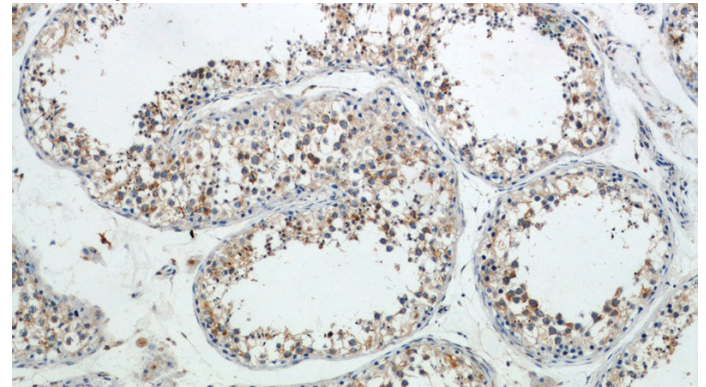
IHC: 1:20-1:200

IF: 1:20-1:200

## Validations



HeLa cells were subjected to SDS PAGE followed by western blot with Catalog No:107450(PAIP1 antibody) at dilution of 1:1000

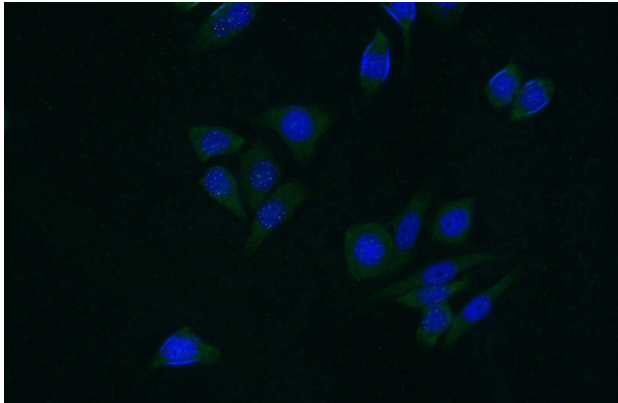


Immunohistochemistry of paraffin-embedded human testis slide using Catalog No:107450(PAIP1 Antibody) at dilution of 1:50

# PAIP1 antibody

Catalog Number: 107450

---



Immunofluorescent analysis of (-20oc Ethanol) fixed HeLa cells using Catalog No:107450(PAIP1 Antibody) at dilution of 1:200 and Alexa Fluor 488-conjugated AffiniPure Goat Anti-Mouse IgG(H+L)