

# MYC tag antibody

Catalog Number: 107434

## Product name

MYC tag antibody

## Specificity

Human, Mouse; other species not tested.

## Antibody description

MYC tag Mouse Monoclonal antibody. Positive IP detected in Transfected HEK-293 cells. Positive WB detected in recombinant proein. Positive IF detected in Transfected HEK-293 cells.

## Preparation

This antibody was obtained by immunization of Peptide (Accession Number: 3XMYC tag). Purification method: Protein A purified.

## Formulation

PBS with 0.02% sodium azide and 50% glycerol pH 7.3.

## Storage

Store at -20°C. DO NOT ALIQUOT

## Clonality

Monoclonal

## Ig Type

Mouse IgG1

## Applications

ELISA, WB, IP, IF

## Dilutions

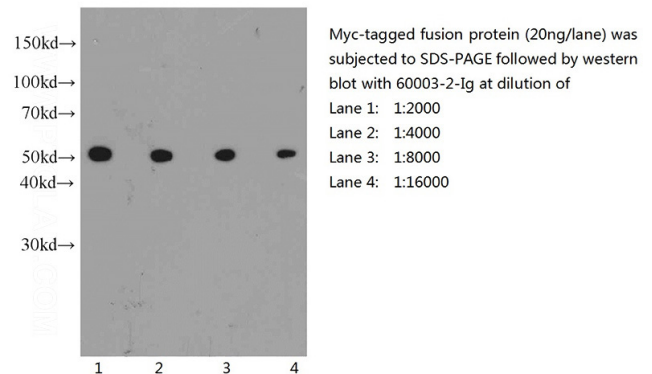
Recommended Dilution:

WB: 1:2000-1:20000

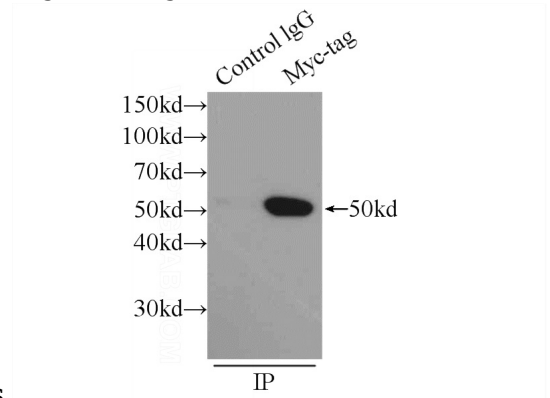
IP: 1:5000-1:50000

IF: 1:10-1:100

## Validations

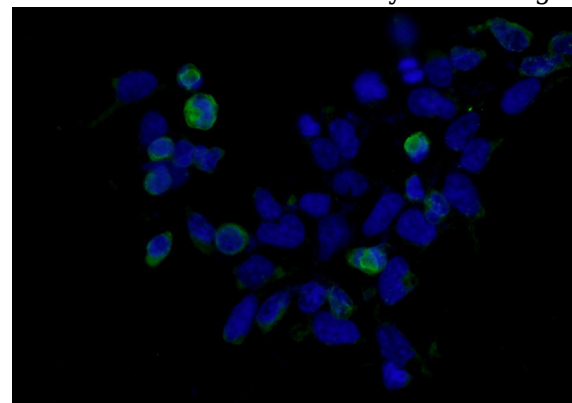


Western blot of Myc-tagged fusion protein with anti-Myc-tag (Catalog No:117332) at various



dilutions.

IP Result of anti-MYC-tag (IP:Catalog No:117332, 4ug; Detection:Catalog No:117332 1:10000) with Transfected HEK-293 cells lysate 300ug.



Immunofluorescent analysis of Transfected HEK-293 cells using Catalog No:117332(MYC-tag Antibody) at dilution of 1:25 and Alexa Fluor 488-conjugated AffiniPure Goat Anti-Mouse IgG(H+L)