

MAGEA3 antibody

Catalog Number: 107411

Product name

MAGEA3 antibody

Specificity

Human; other species not tested.

Antibody description

MAGEA3 Mouse Monoclonal antibody. Positive IHC detected in human lung cancer tissue, human testis tissue. Positive WB detected in human testis tissue, human brain tissue. Observed molecular weight by Western-blot: 35-55 kDa

Preparation

This antibody was obtained by immunization of MAGEA3 recombinant protein (Accession Number: XM_005274676). Purification method: Caprylic Acid/Ammonium Sulfate Precipitation.

Formulation

PBS with 0.1% sodium azide and 50% glycerol pH 7.3.

Storage

Store at -20°C. DO NOT ALIQUOT

Clonality

Monoclonal

Ig Type

Mouse IgG1

Applications

ELISA, WB, IHC


Dilutions

Recommended Dilution:

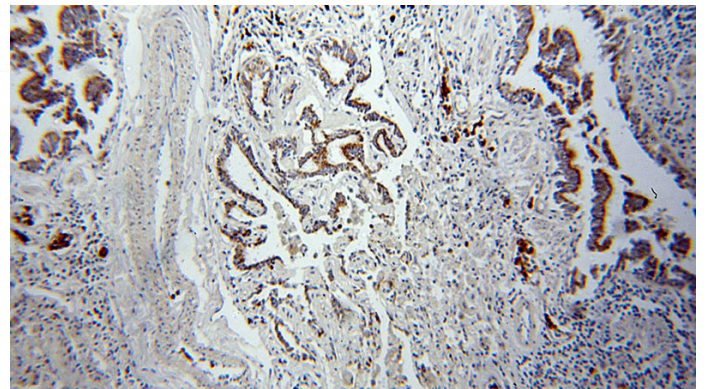
WB: 1:500-1:5000

IHC: 1:20-1:200

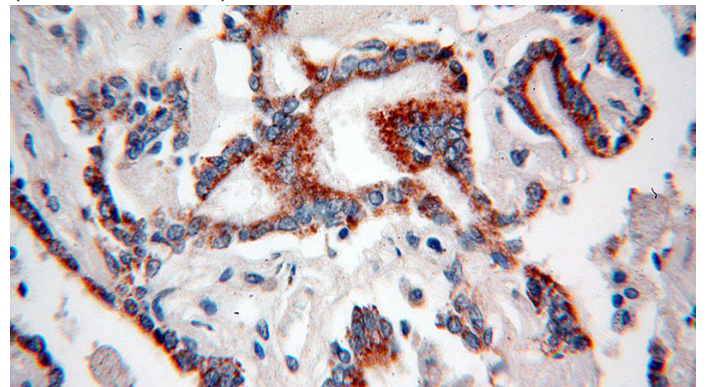
Validations



human testis tissue were subjected to SDS PAGE followed by western blot with Catalog No:107411(MAGEA3 antibody) at dilution of 1:1000



Immunohistochemical of paraffin-embedded human lung cancer using Catalog No:107411(MAGEA3 antibody) at dilution of 1:50 (under 10x lens)



Immunohistochemical of paraffin-embedded human lung cancer using Catalog

MAGEA3 antibody



Catalog Number: 107411

No:107411(MAGEA3 antibody) at dilution of 1:50 (under 40x lens)