

IL-6 antibody

Catalog Number: 107402

Product name

IL-6 antibody

Specificity

Human; other species not tested.

Antibody description

IL-6 Mouse Monoclonal antibody. Positive WB detected in Jurkat cells, Recombinant protein, Transfected HEK-293 cells. Positive IHC detected in human cervical cancer tissue, human tonsillitis tissue. Observed molecular weight by Western-blot: 30 kDa

Preparation

This antibody was obtained by immunization of IL-6 recombinant protein (Accession Number: XM_011515390). Purification method: Protein A purified.

Formulation

PBS with 0.02% sodium azide and 50% glycerol pH 7.3.

Storage

Store at -20°C. DO NOT ALIQUOT

Clonality

Monoclonal

Ig Type

Mouse IgG2b

Applications

ELISA, IHC, WB

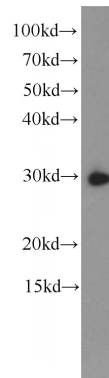
Dilutions

Recommended Dilution:

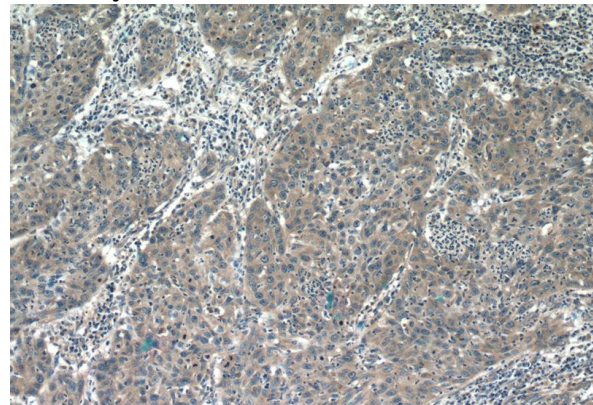
WB: 1:500-1:5000

IHC: 1:20-1:200

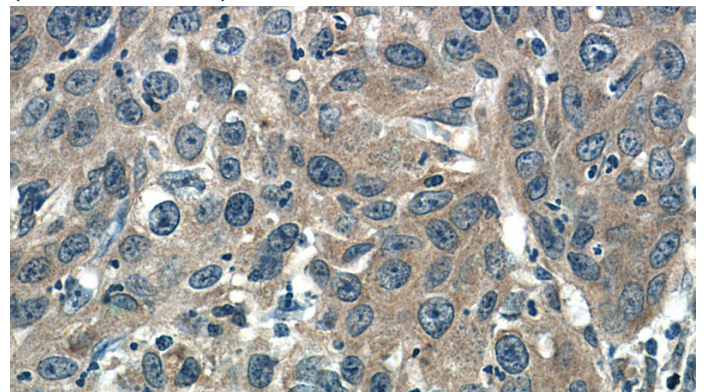
Validations



Jurkat cells were subjected to SDS PAGE followed by western blot with Catalog No:107402(IL6 antibody) at dilution of 1:1000




Immunohistochemistry of paraffin-embedded human cervical cancer tissue slide using Catalog No:107402(IL6 Antibody) at dilution of 1:50 (under 10x lens)



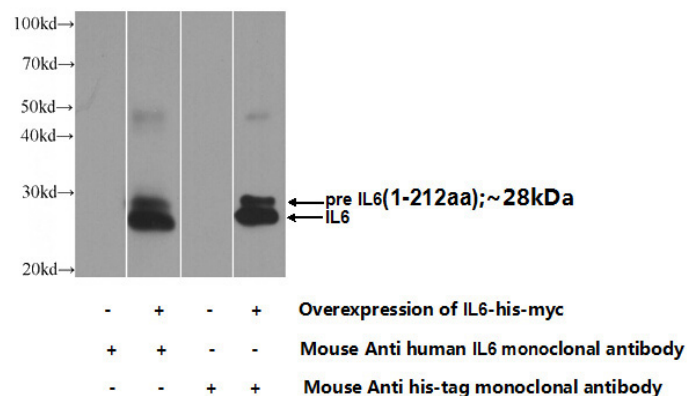
Immunohistochemistry of paraffin-embedded human cervical cancer tissue slide using Catalog No:107402(IL6 Antibody) at dilution of 1:50

IL-6 antibody

Catalog Number: 107402



(under 40x lens)



Recombinant protein were subjected to SDS PAGE followed by western blot with Catalog No:107402(IL6 antibody) at dilution of 1:10000

Transfected HEK-293 cells were subjected to SDS PAGE followed by western blot with Catalog No:107402(IL6 Antibody) at dilution of 1:1000