

IL23A antibody

Catalog Number: 107394

Product name

IL23A antibody

Specificity

Human; other species not tested.

Antibody description

IL23A Mouse Monoclonal antibody. Positive IHC detected in human pancreas tissue. Positive WB detected in Transfected HEK-293 cells. Observed molecular weight by Western-blot: 21 kDa

Preparation

This antibody was obtained by immunization of IL23A recombinant protein (Accession Number: NM_016584). Purification method: Protein G purified.

Formulation

PBS with 0.02% sodium azide and 50% glycerol pH 7.3.

Storage

Store at -20°C. DO NOT ALIQUOT

Clonality

Monoclonal

Ig Type

Mouse IgG1

Applications

ELISA, WB, IHC

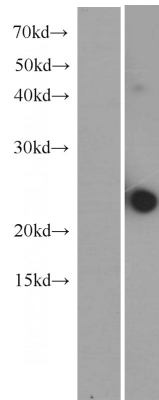
Dilutions

Recommended Dilution:

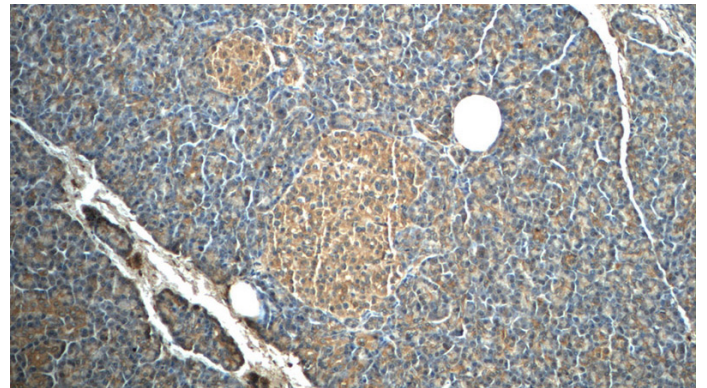
WB: 1:500-1:5000

IHC: 1:20-1:200

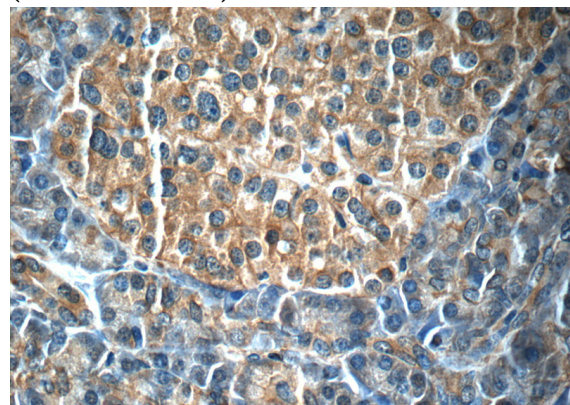
Validations



Untransfected HEK293 cells (left) and IL23A transfected HEK293 cells (right) were subjected to SDS-PAGE followed by western blot with Catalog No:107394 (IL23A monoclonal Antibody) at dilution of 1:1000



Immunohistochemistry of paraffin-embedded human pancreas tissue slide using Catalog No:107394(IL23A Antibody) at dilution of 1:50 (under 40x lens)



Immunohistochemistry of paraffin-embedded human pancreas tissue slide using Catalog No:107394(IL23A Antibody) at dilution of 1:50

IL23A antibody



Catalog Number: 107394

(under 40x lens)