

IL-19 antibody

Catalog Number: 107386

Product name

IL-19 antibody

Specificity

Human; other species not tested.

Antibody description

IL-19 Mouse Monoclonal antibody. Positive IHC detected in human tonsillitis tissue, human breast cancer tissue, human skin cancer tissue. Positive WB detected in Transfected HEK-293 cells, Recombinant protein. Observed molecular weight by Western-blot: 22 kDa

Preparation

This antibody was obtained by immunization of IL-19 recombinant protein (Accession Number: BC153127). Purification method: Protein G purified.

Formulation

PBS only, pH 7.3.

Storage

Store at -20°C. DO NOT ALIQUOT

Clonality

Monoclonal

Ig Type

Mouse IgG1

Applications

ELISA, WB, IHC

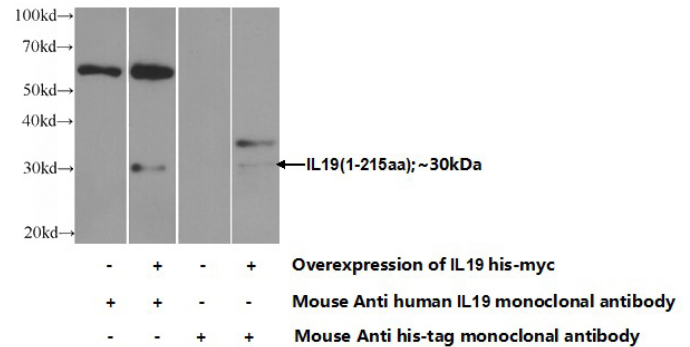
Dilutions

Recommended Dilution:

WB: 1:500-1:5000

IHC: 1:20-1:200


Validations



Transfected HEK-293 cells were subjected to SDS PAGE followed by western blot with Catalog No:107386(IL19 Antibody) at dilution of 1:1000



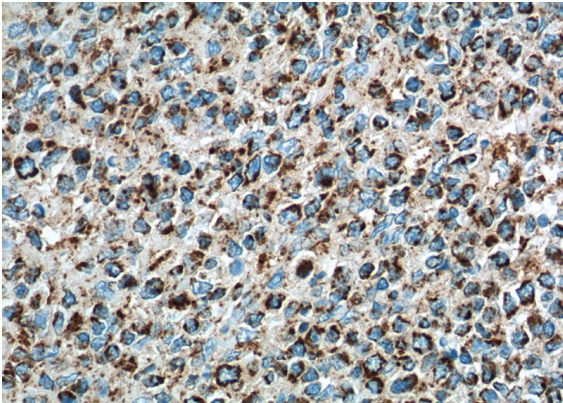
Recombinant protein were subjected to SDS PAGE followed by western blot with Catalog No:107386(IL19 Antibody) at dilution of 1:10000



Immunohistochemistry of paraffin-embedded human tonsillitis tissue slide using Catalog No:107386(IL19 Antibody) at dilution of 1:500 (under 10x lens). heat mediated antigen retrieved with Tris-EDTA buffer(pH9).

IL-19 antibody

Catalog Number: 107386



Immunohistochemistry of paraffin-embedded human tonsillitis tissue slide using Catalog No:107386(IL19 Antibody) at dilution of 1:500 (under 40x lens). heat mediated antigen retrieved with Tris-EDTA buffer(pH9).