

Kininogen 1 antibody

Catalog Number: 107363

Product name

Kininogen 1 antibody

Specificity

Human; other species not tested.

Antibody description

Kininogen 1 Mouse Monoclonal antibody. Positive WB detected in human blood tissue. Positive IHC detected in human breast cancer tissue. Observed molecular weight by Western-blot: 60 kDa

Preparation

This antibody was obtained by immunization of Kininogen 1 recombinant protein (Accession Number: NM_000893). Purification method: Protein G purified.

Formulation

PBS with 0.02% sodium azide and 50% glycerol pH 7.3.

Storage

Store at -20°C. DO NOT ALIQUOT

Clonality

Monoclonal

Ig Type

Mouse IgG1

Applications

ELISA, WB, IHC


Dilutions

Recommended Dilution:

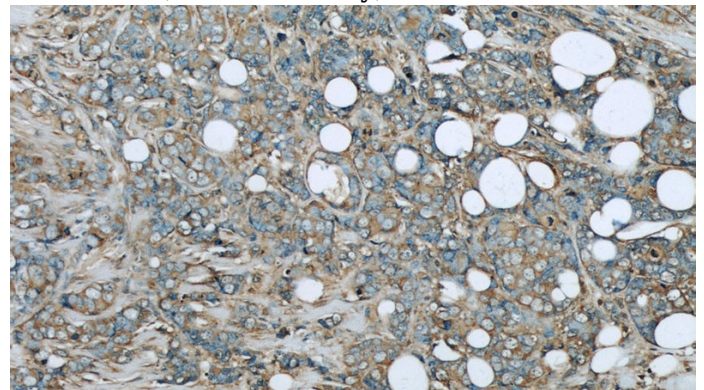
WB: 1:2000-1:20000

IHC: 1:20-1:200

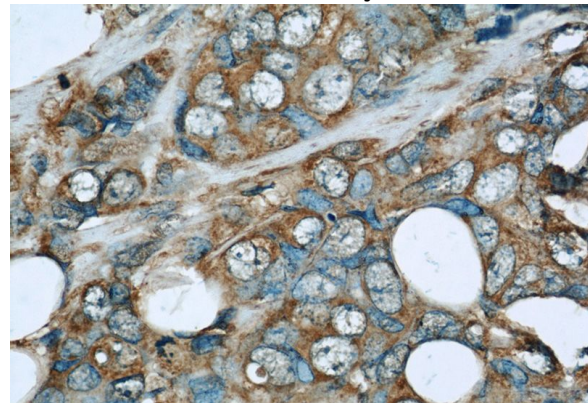
Validations



human blood tissue were subjected to SDS PAGE followed by western blot with Catalog No:107363(KNG1 antibody) at dilution of 1:5000



Immunohistochemistry of paraffin-embedded human breast cancer slide using Catalog No:107363(KNG1 Antibody) at dilution of 1:50



Immunohistochemistry of paraffin-embedded human breast cancer slide using Catalog No:107363(KNG1 Antibody) at dilution of 1:50