

JNK antibody

Catalog Number: 107357

Product name

IHC: 1:20-1:200

JNK antibody

IF: 1:20-1:200


Specificity

Human, Mouse, Rat; other species not tested.

Validations

Antibody description

JNK Mouse Monoclonal antibody. Positive IHC detected in human prostate cancer tissue. Positive IF detected in HeLa cells. Positive WB detected in HeLa cells, C6 cells, Ethacrynic acid treated HeLa cells, HEK-293 cells, Jurkat cells. Observed molecular weight by Western-blot: 44 kDa, 55 kDa



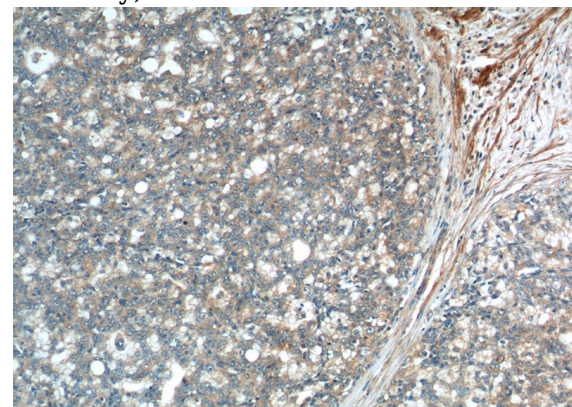
Preparation

This antibody was obtained by immunization of JNK recombinant protein (Accession Number: NM_001323330). Purification method: Protein G purified.

HeLa cells were subjected to SDS PAGE followed by western blot with Catalog No:107357(JNK Antibody) at dilution of 1:1000

Formulation

PBS with 0.02% sodium azide and 50% glycerol pH 7.3.



Storage

Store at -20°C. DO NOT ALIQUOT

Clonality

Monoclonal

Immunohistochemistry of paraffin-embedded human prostate cancer tissue slide using Catalog No:107357(JNK Antibody) at dilution of 1:200 (under 10x lens).

Ig Type

Mouse IgG1

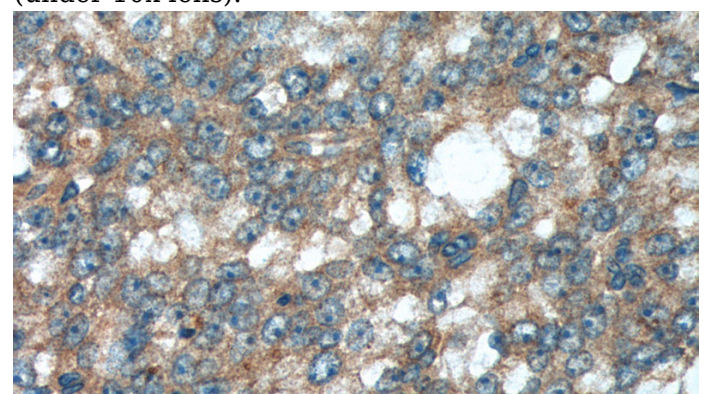
Applications

ELISA, WB, IF, IHC

Dilutions

Recommended Dilution:

WB: 1:500-1:5000

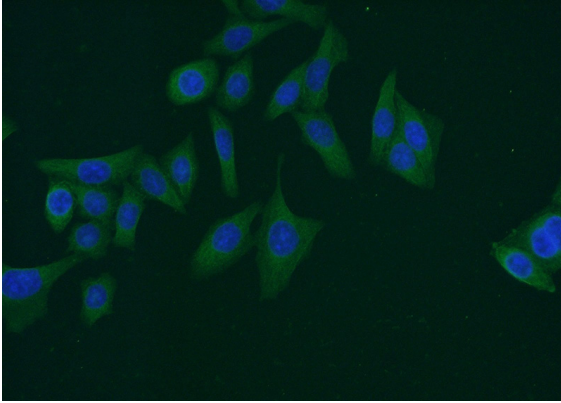


Immunohistochemistry of paraffin-embedded

JNK antibody

Catalog Number: 107357

human prostate cancer tissue slide using Catalog No:107357(JNK Antibody) at dilution of 1:200 (under 40x lens).



Immunofluorescent analysis of HeLa cells using Catalog No:107357(JNK Antibody) at dilution of 1:50 and Alexa Fluor 488-conjugated AffiniPure Goat Anti-Mouse IgG(H+L)