

HA-Tag antibody

Catalog Number: 107312

Product name

HA-Tag antibody

Specificity

Tag

Antibody description

HA-Tag Mouse Monoclonal antibody. Positive IF detected in Transfected HEK-293 cells. Positive IP detected in Transfected HEK-293 cells. Positive WB detected in Recombinant protein.

Preparation

This antibody was obtained by immunization of Peptide (Accession Number: HA). Purification method: Protein A purified.

Formulation

PBS with 0.02% sodium azide and 50% glycerol pH 7.3.

Storage

Store at -20°C. DO NOT ALIQUOT

Clonality

Monoclonal

Ig Type

Mouse IgG1

Applications

ELISA, IP, WB, IF

Dilutions

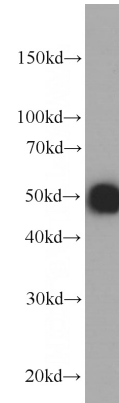
Recommended Dilution:

WB: 1:5000-1:50000

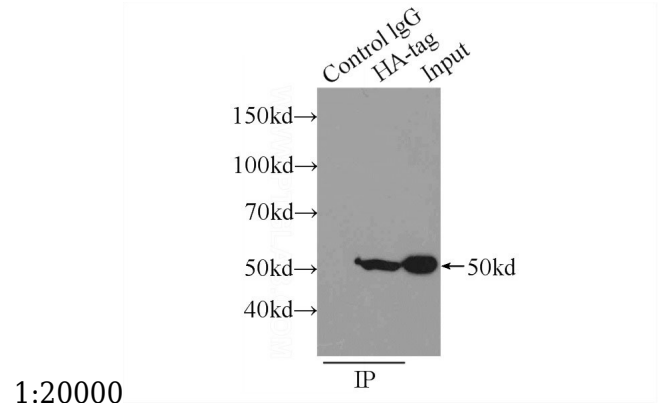
IP: 1:2000-1:20000

IF: 1:10-1:100

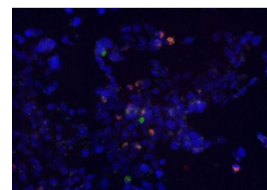
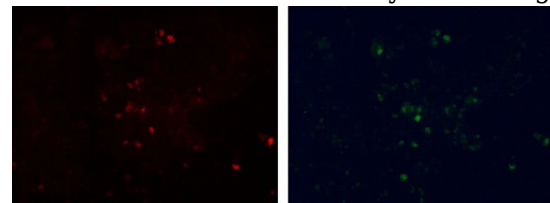
Validations



Recombinant protein were subjected to SDS PAGE followed by western blot with Catalog No:117325(HA-tag Antibody) at dilution of



IP Result of anti-HA-tag (IP:Catalog No:117325, 5ug; Detection:Catalog No:117325 1:5000) with Transfected HEK-293 cells lysate 400ug.



Red: Alexa Fluor 594-Goat Anti-Mouse IgG(H+L)
Green: eGFP
Blue: DAPI
Cell: eGFP-HA transfected HEK-293 cells

Immunofluorescent analysis of Transfected HEK-293 cells using Catalog No:117325(HA-tag Antibody) at dilution of 1:50 and Alexa Fluor 488-

HA-Tag antibody



Catalog Number: 107312

conjugated AffiniPure Goat Anti-Mouse IgG(H+L)