

Iduronate 2 sulfatase antibody



Catalog Number: 107274

Product name

Iduronate 2 sulfatase antibody

IHC: 1:20-1:200

IF: 1:20-1:200

Specificity

Human; other species not tested.

Antibody description

Iduronate 2 sulfatase Mouse Monoclonal antibody. Positive WB detected in Human placenta, human brain tissue, human placenta tissue. Positive IHC detected in human liver tissue. Positive IF detected in HepG2 cells. Observed molecular weight by Western-blot: 76 kDa, 55 kDa

Preparation

This antibody was obtained by immunization of Iduronate 2 sulfatase recombinant protein (Accession Number: BC006170). Purification method: Protein G purified.

Formulation

PBS with 0.02% sodium azide and 50% glycerol pH 7.3.

Storage

Store at -20°C. DO NOT ALIQUOT

Clonality

Monoclonal

Ig Type

Mouse IgG1

Applications


ELISA, WB, IHC, IF

Dilutions

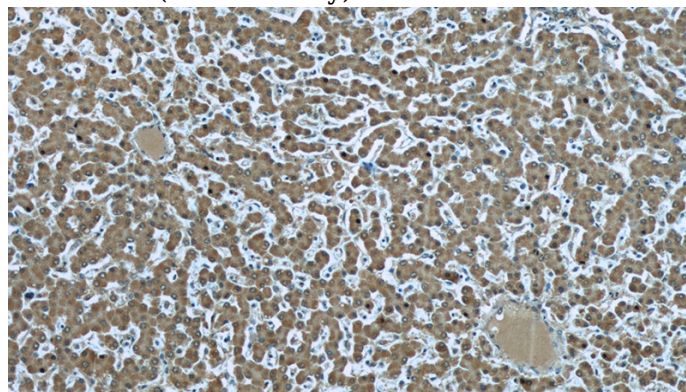
Recommended Dilution:

WB: 1:200-1:2000

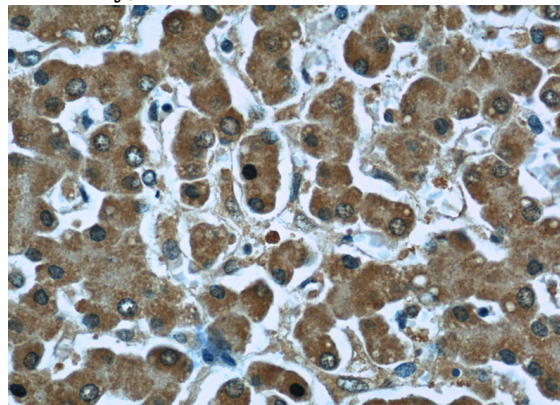
Validations



human placenta tissue were subjected to SDS PAGE followed by western blot with Catalog No:107274(IDS antibody) at dilution of 1:500



Immunohistochemistry of paraffin-embedded human liver slide using Catalog No:107274(IDS Antibody) at dilution of 1:50



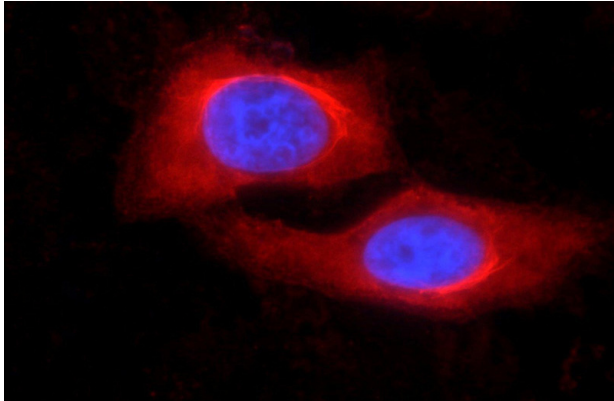
Immunohistochemistry of paraffin-embedded human liver slide using Catalog No:107274(IDS

Iduronate 2 sulfatase antibody



Catalog Number: 107274

Antibody) at dilution of 1:50



Immunofluorescent analysis of HepG2 cells using Catalog No:107274(IDS Antibody) at dilution of 1:50 and Rhodamine-Goat anti-Mouse IgG