

ICAM-1 antibody



Catalog Number: 107272

Product name

ICAM-1 antibody

Specificity

Human; other species not tested.

Antibody description

ICAM-1 Mouse Monoclonal antibody. Positive WB detected in Raji cells, HeLa cells. Positive IHC detected in human tonsillitis tissue. Positive FC detected in Raji cells. Observed molecular weight by Western-blot: 85-95 kDa

Preparation

This antibody was obtained by immunization of ICAM-1 recombinant protein (Accession Number: NM_000201). Purification method: Protein A purified.

Formulation

PBS with 0.02% sodium azide and 50% glycerol pH 7.3.

Storage

Store at -20°C. DO NOT ALIQUOT

Clonality

Monoclonal

Ig Type

Mouse IgG2b

Applications

ELISA, IHC, FC, WB


Dilutions

Recommended Dilution:

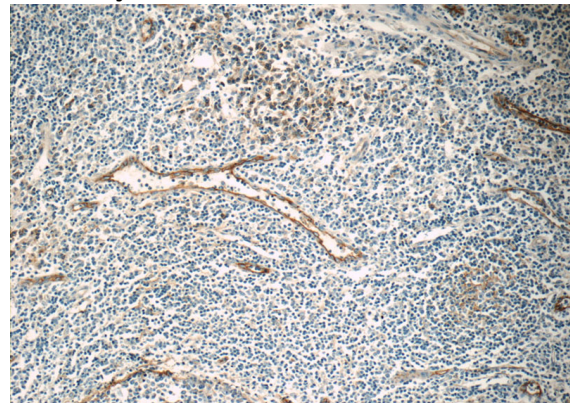
WB: 1:1000-1:10000

IHC: 1:20-1:200

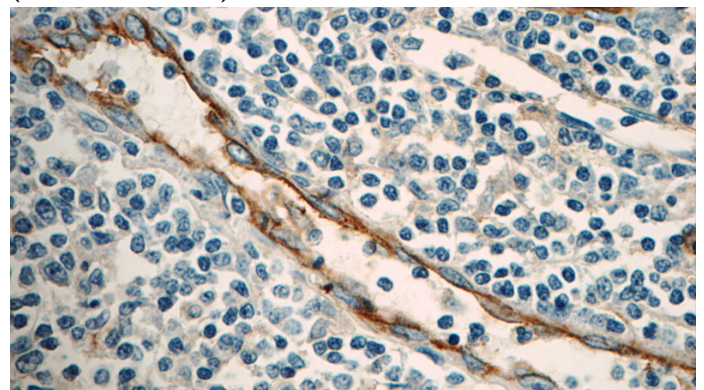
Validations



Raji cells were subjected to SDS PAGE followed by western blot with Catalog No:107272(ICAM-1 Antibody) at dilution of 1:2000



Immunohistochemistry of paraffin-embedded human tonsillitis tissue slide using Catalog No:107272(ICAM-1 Antibody) at dilution of 1:50 (under 10x lens)

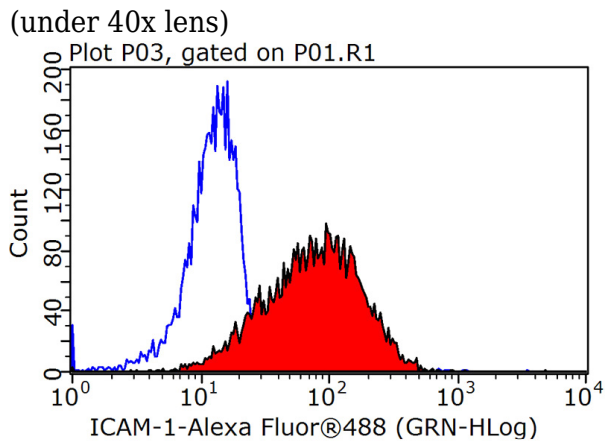


Immunohistochemistry of paraffin-embedded human tonsillitis tissue slide using Catalog No:107272(ICAM-1 Antibody) at dilution of 1:50

ICAM-1 antibody



Catalog Number: 107272



1X10⁶ Raji cells were stained with 0.2ug ICAM-1 antibody (Catalog No:107272, red) and control antibody (blue). Fixed with 90% MeOH blocked with 3% BSA (30 min). Alexa Fluor 488-conjugated AffiniPure Goat Anti-Mouse IgG(H+L) with dilution 1:1000.