

Dynamitin antibody



Catalog Number: 107243

Product name

Dynamitin antibody

Specificity

Human, Mouse; other species not tested.

Antibody description

Dynamitin Mouse Monoclonal antibody. Positive WB detected in human brain tissue. Positive IHC detected in human gliomas tissue. Observed molecular weight by Western-blot: 52+150kd

Preparation

This antibody was obtained by immunization of Dynamitin recombinant protein (Accession Number: NM_001261413). Purification method: Protein A purified.

Formulation

PBS with 0.02% sodium azide and 50% glycerol pH 7.3.

Storage

Store at -20°C. DO NOT ALIQUOT

Clonality

Monoclonal

Ig Type

Mouse IgG3

Applications

ELISA, WB, IHC


Dilutions

Recommended Dilution:

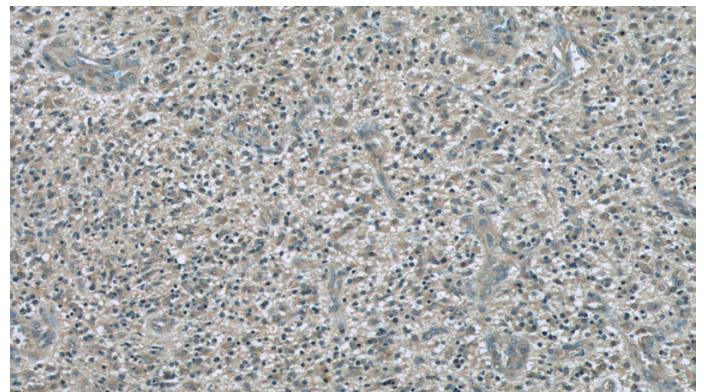
WB: 1:200-1:2000

IHC: 1:20-1:200

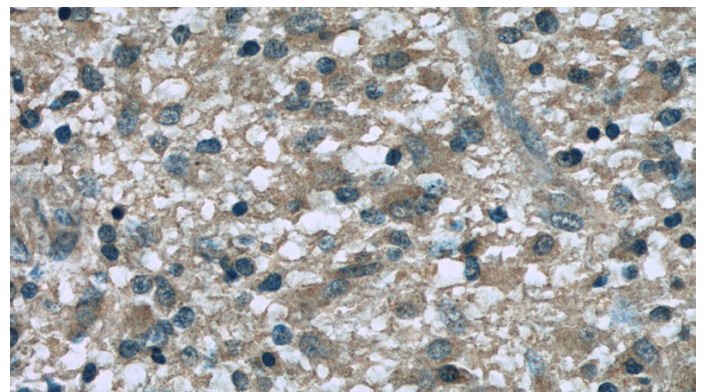
Validations



human brain tissue were subjected to SDS PAGE followed by western blot with Catalog No:107243(dynactin-2 antibody) at dilution of 1:500



Immunohistochemistry of paraffin-embedded human gliomas slide using Catalog No:107243(dynactin-2 Antibody) at dilution of 1:50



Immunohistochemistry of paraffin-embedded human gliomas slide using Catalog No:107243(dynactin-2 Antibody) at dilution of 1:50