

Cytokeratin 19 antibody



Catalog Number: 107232

Product name

Cytokeratin 19 antibody

WB: 1:500-1:5000

IHC: 1:50-1:500

Specificity

Human, Mouse, Rat; other species not tested.

Antibody description

Cytokeratin 19 Mouse Monoclonal antibody. Positive IHC detected in human stomach cancer tissue, human breast cancer tissue, human kidney tissue, human liver cancer tissue, human skin tissue. Positive WB detected in MCF-7 cells, HepG2 cells. Observed molecular weight by Western-blot: 48 kDa

Preparation

This antibody was obtained by immunization of Cytokeratin 19 recombinant protein (Accession Number: NM_002276). Purification method: Protein A purified.

Formulation

PBS with 0.02% sodium azide and 50% glycerol pH 7.3.

Storage

Store at -20°C. DO NOT ALIQUOT

Clonality

Monoclonal

Ig Type

Mouse IgG2b

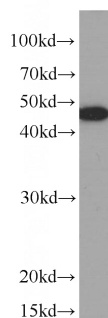
Applications

ELISA, WB, IHC

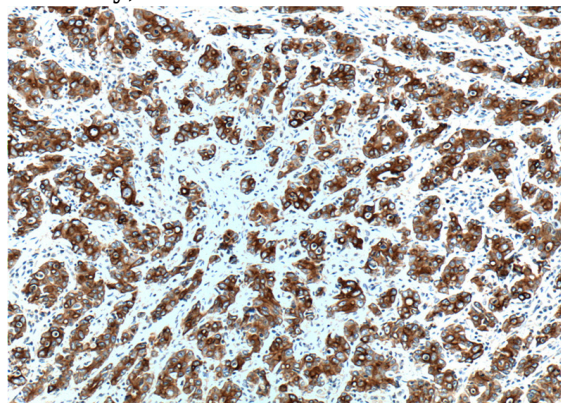
Dilutions

Recommended Dilution:

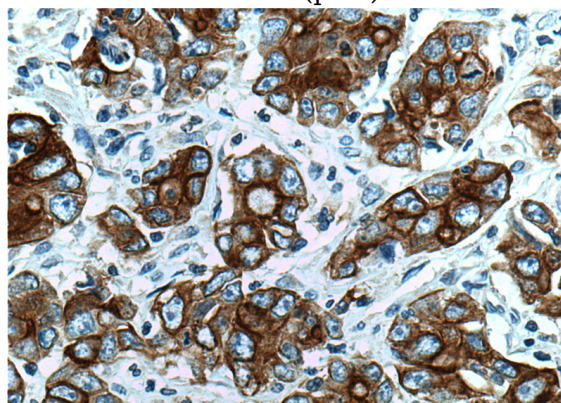
Validations



MCF-7 cells were subjected to SDS PAGE followed by western blot with Catalog No:107232(KRT19 Antibody) at dilution of 1:1500



Immunohistochemistry of paraffin-embedded human stomach cancer tissue slide using Catalog No:107232(KRT19 Antibody) at dilution of 1:200 (under 10x lens). heat mediated antigen retrieved with Tris-EDTA buffer(pH9).



Cytokeratin 19 antibody



Catalog Number: 107232

Immunohistochemistry of paraffin-embedded human stomach cancer tissue slide using Catalog No:107232(KRT19 Antibody) at dilution of 1:200

(under 40x lens). heat mediated antigen retrieved with Tris-EDTA buffer(pH9).