

Cytokeratin 18 antibody



Catalog Number: 107231

Product name

Cytokeratin 18 antibody

Immunogen

[Human KRT18 Recombinant protein \(GST tag\)](#)

Specificity

Human; other species not tested.

Antibody description

Cytokeratin 18 Mouse Monoclonal antibody.
Positive IF detected in HeLa cells, HepG2 cells.
Positive IHC detected in human kidney tissue, human breast cancer tissue, human lung cancer tissue. Positive FC detected in MCF-7 cells.
Positive WB detected in HeLa cells, K-562 cells.
Observed molecular weight by Western-blot: 48 kDa

Preparation

This antibody was obtained by immunization of Cytokeratin 18 recombinant protein (Accession Number: NM_000224). Purification method: Protein G purified.

Formulation

PBS with 0.02% sodium azide and 50% glycerol pH 7.3.

Storage

Store at -20°C. DO NOT ALIQUOT

Clonality

Monoclonal

Ig Type

Mouse IgG1

Applications

ELISA, FC, IF, IHC, WB

Dilutions


Recommended Dilution:

WB: 1:5000-1:50000

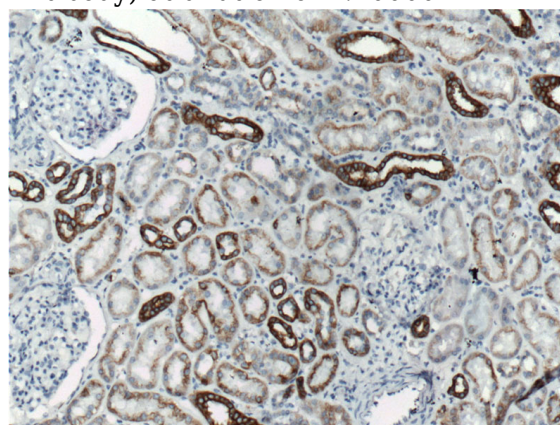
IHC: 1:100-1:1000

IF: 1:20-1:200

Validations



HeLa cells were subjected to SDS PAGE followed by western blot with Catalog No:107231(KRT18 Antibody) at dilution of 1:20000

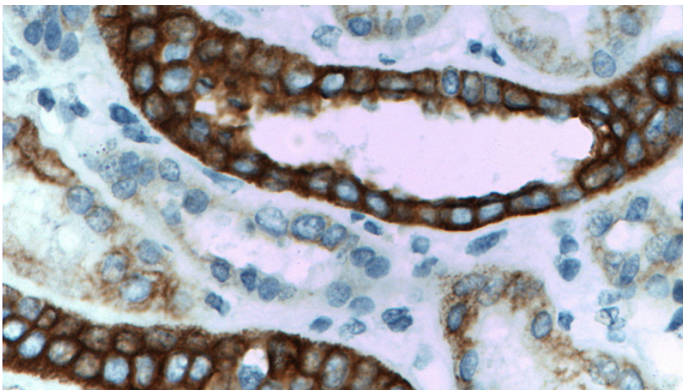


Immunohistochemistry of paraffin-embedded human kidney tissue slide using Catalog No:107231(KRT18 Antibody) at dilution of 1:1200 (under 10x lens). Heat mediated antigen retrieved with Citric acid buffer, pH6.0

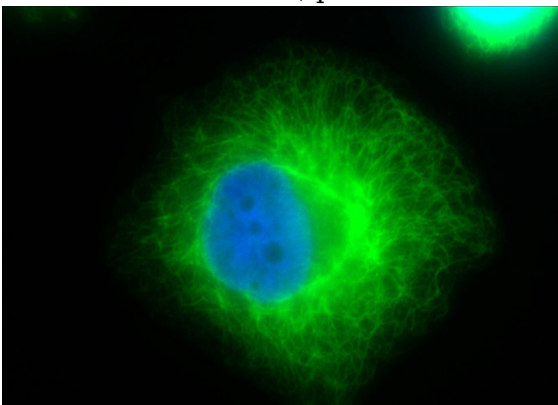
Cytokeratin 18 antibody



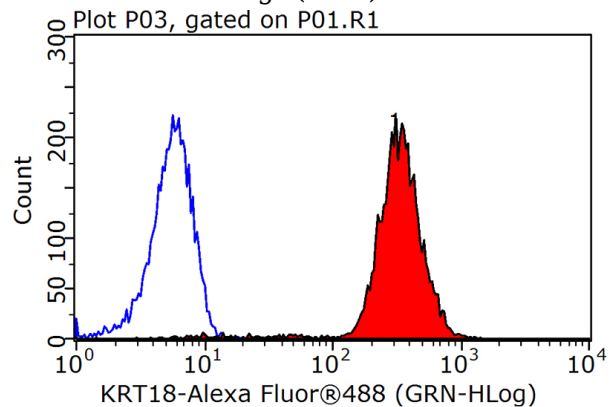
Catalog Number: 107231



Immunohistochemistry of paraffin-embedded human kidney tissue slide using Catalog No:107231(KRT18 Antibody) at dilution of 1:1200 (under 40x lens). Heat mediated antigen retrieved with Citric acid buffer, pH6.0



Immunofluorescent analysis of HeLa cells using Catalog No:107231(KRT18 Antibody) at dilution of 1:100 and Alexa Fluor 488-conjugated AffiniPure Goat Anti-Mouse IgG(H+L)



1X10⁶ MCF-7 cells were stained with 0.2ug KRT18 antibody (Catalog No:107231, red) and control antibody (blue). Fixed with 90% MeOH blocked with 3% BSA (30 min). Alexa Fluor 488-conjugated AffiniPure Goat Anti-Mouse IgG(H+L) with dilution 1:1500.