

FKBP52 antibody



Catalog Number: 107218

General Information

Product name:

FKBP52 antibody

Immunogen:

Applications:

ELISA, WB, IHC, IF

Specificity:

human; other species not tested.

Antibody description:

FKBP52 Mouse Monoclonal antibody. Positive IF detected in Hela. Positive IHC detected in human appendix. Positive WB detected in K562 cell. Observed molecular weight by Western-blot: 56kD

Properties

Preparation:

This antibody was obtained by immunization of FKBP52 recombinant protein (Accession Number: BC007924). Purification method: Protein G purified.

Formulation:

PBS with 0.02% sodium azide and 50% glycerol pH 7.3.

Storage:

Store at -20°C. DO NOT ALIQUOT

Clonality:

Monoclonal

Ig Type: Mouse IgG1

Applications


Recommended Dilution:

WB: 1:200-1:2000

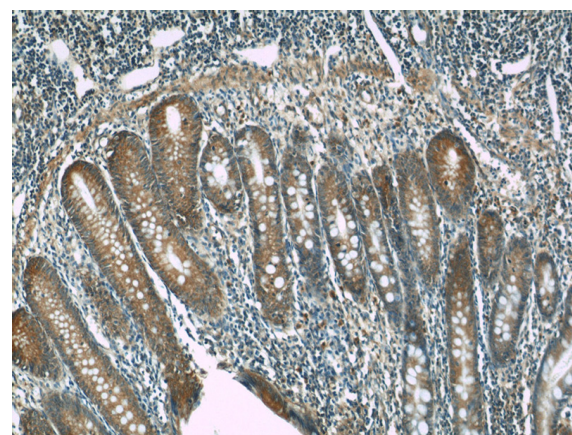
IHC: 1:20-1:200

IF: 1:20-1:200

Validations



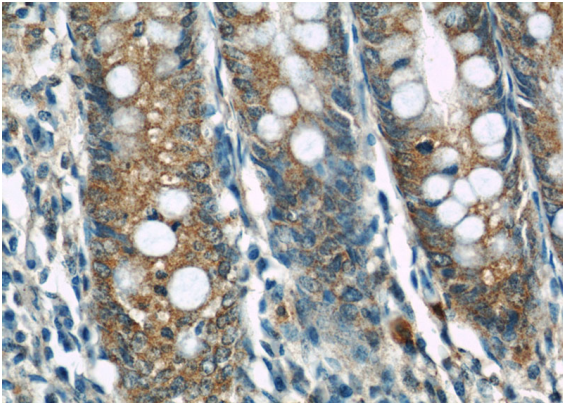
K-562 cells were subjected to SDS PAGE followed by western blot with Catalog No:107218(FKBP52 antibody) at dilution of 1:500



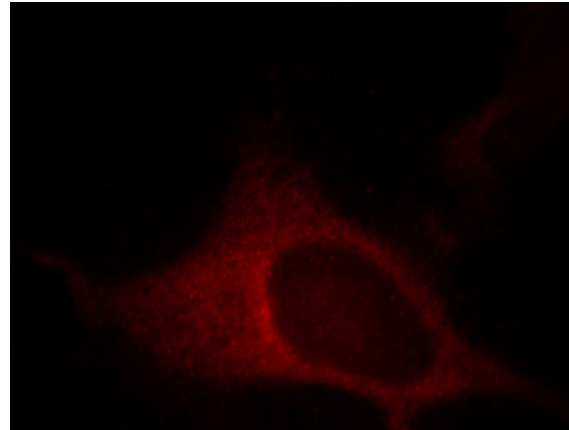
Immunohistochemical of paraffin-embedded human appendix using Catalog No:107218(FKBP52 antibody) at dilution of 1:100 (under 10x lens)

FKBP52 antibody

Catalog Number: 107218



Immunohistochemical of paraffin-embedded human appendix using Catalog No:107218(FKBP52 antibody) at dilution of 1:100 (under 40x lens)



Immunofluorescent analysis of HeLa cells, using FKBP4 antibody Catalog No: at 1:50 dilution and Rhodamine-labeled goat anti-mouse IgG (red).