

# CXCR7 antibody

Catalog Number: 107188

## Product name

CXCR7 antibody

## Specificity

Human, Mouse; other species not tested.

## Antibody description

CXCR7 Mouse Monoclonal antibody. Positive IHC detected in human breast cancer tissue. Positive WB detected in Jurkat cells. Observed molecular weight by Western-blot: 50 kDa

## Preparation

This antibody was obtained by immunization of CXCR7 recombinant protein (Accession Number: XM\_047445135). Purification method: Protein G purified.

## Formulation

PBS with 0.02% sodium azide and 50% glycerol pH 7.3.

## Storage

Store at -20°C. DO NOT ALIQUOT

## Clonality

Monoclonal

## Ig Type

Mouse IgG2b

## Applications

ELISA, WB, IHC


## Dilutions

Recommended Dilution:

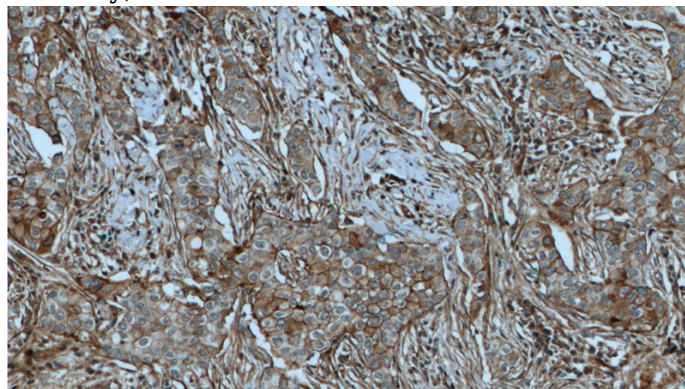
WB: 1:500-1:5000

IHC: 1:20-1:200

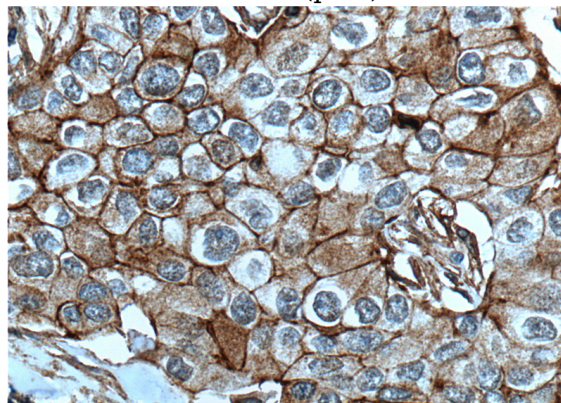
## Validations



Jurkat cells were subjected to SDS PAGE followed by western blot with Catalog No:107188(CXCR7 antibody) at dilution of 1:1000



Immunohistochemistry of paraffin-embedded human breast cancer tissue slide using Catalog No:107188(CXCR7 Antibody) at dilution of 1:200 (under 10x lens). heat mediated antigen retrieved with Tris-EDTA buffer(pH9).



Immunohistochemistry of paraffin-embedded human breast cancer tissue slide using Catalog No:107188(CXCR7 Antibody) at dilution of 1:200 (under 40x lens). heat mediated antigen retrieved with Tris-EDTA buffer(pH9).

# CXCR7 antibody



Catalog Number: 107188

---

with Tris-EDTA buffer(pH9).