

CD9 antibody

Catalog Number: 107144

Product name

CD9 antibody

Specificity

Human, Mouse; other species not tested.

Antibody description

CD9 Mouse Monoclonal antibody. Positive WB detected in HeLa cells. Positive IHC detected in human colon cancer tissue. Observed molecular weight by Western-blot: 25 kDa

Preparation

This antibody was obtained by immunization of CD9 recombinant protein (Accession Number: NM_001769). Purification method: Protein G purified.

Formulation

PBS with 0.02% sodium azide and 50% glycerol pH 7.3.

Storage

Store at -20°C. DO NOT ALIQUOT

Clonality

Monoclonal

Ig Type

Mouse IgG1

Applications

ELISA, WB, IHC

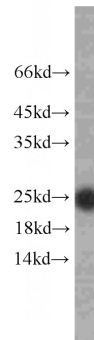
Dilutions

Recommended Dilution:

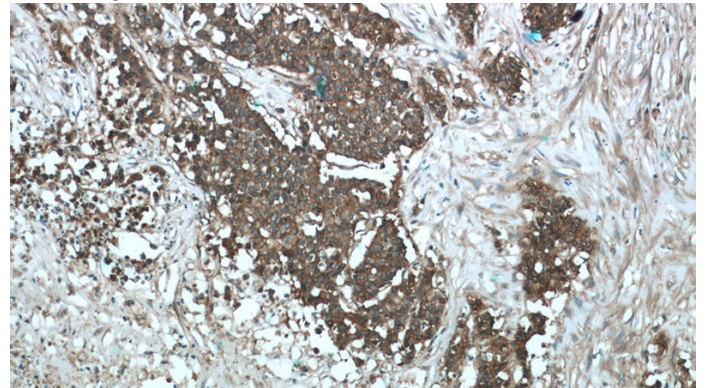
WB: 1:500-1:5000

IHC: 1:20-1:200

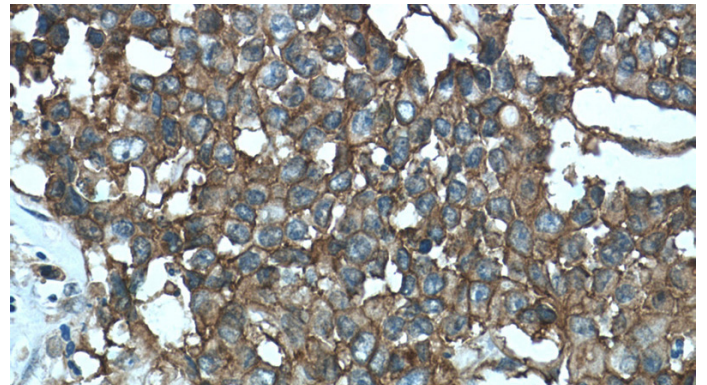
Validations



HeLa cells were subjected to SDS PAGE followed by western blot with Catalog No:107144(CD9 antibody) at dilution of 1:1000



Immunohistochemistry of paraffin-embedded human colon cancer tissue slide using Catalog No:107144(CD9 Antibody) at dilution of 1:50 (under 10x lens)



Immunohistochemistry of paraffin-embedded human colon cancer tissue slide using Catalog No:107144(CD9 Antibody) at dilution of 1:50 (under 40x lens)