

Caspase 8/p18 antibody



Catalog Number: 107033

General Information

Product name:

Caspase 8/p18 antibody

Immunogen:

Applications:

ELISA, IHC, WB, IP

Specificity:

Human; other species not tested.

Antibody description:

Caspase 8/p18 Mouse Monoclonal antibody.
Positive WB detected in HeLa cells, HepG2 cells.
Positive IP detected in HepG2 cells. Positive IHC detected in human liver tissue. Observed molecular weight by Western-blot: 60,50,45,18 kDa

Properties

Preparation:

This antibody was obtained by immunization of Caspase 8/p18 recombinant protein (Accession Number: BC028223). Purification method: Protein A purified.

Formulation:

PBS with 0.02% sodium azide and 50% glycerol pH 7.3.

Storage:

Store at -20°C. DO NOT ALIQUOT

Clonality:

Monoclonal

Ig Type: Mouse IgG2b

Applications

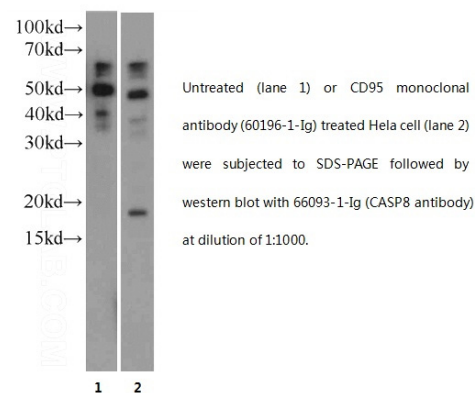
Recommended Dilution:

WB: 1:500-1:5000

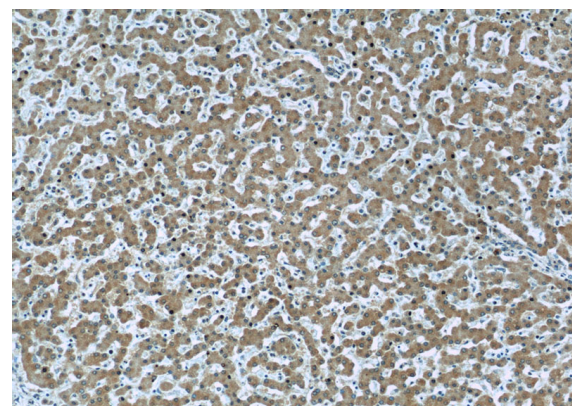
IP: 1:200-1:2000

IHC: 1:20-1:200

Validations



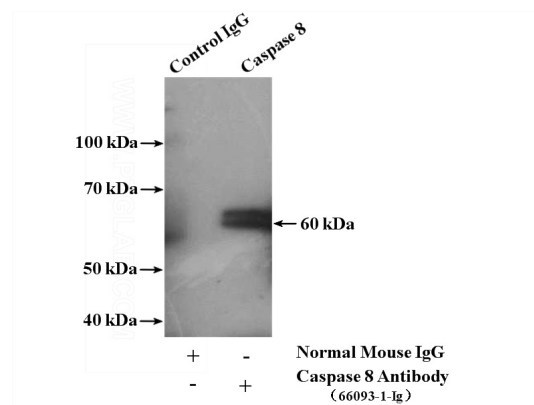
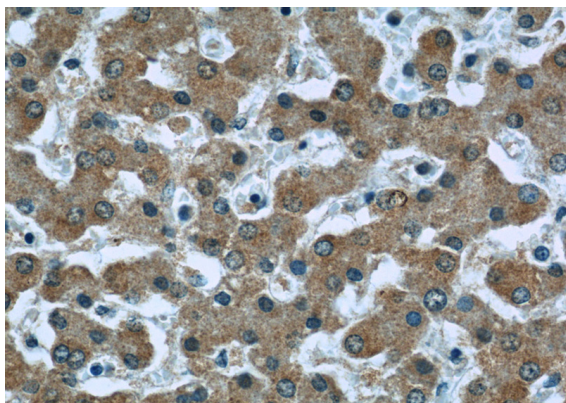
WB result of CASP8 with normal and apoptosis HeLa cell. P18 can be get in the apoptosis cell. 60kd,50kd and 45kd bands are some isoforms of precursor CASP8.



Immunohistochemistry of paraffin-embedded human liver slide using Catalog No:107033(CASP8 Antibody) at dilution of 1:50

Caspase 8/p18 antibody

Catalog Number: 107033



Immunohistochemistry of paraffin-embedded human liver slide using Catalog No:107033(CASP8 Antibody) at dilution of 1:50

IP Result of anti-Caspase 8 (IP:Catalog No:107033, 5ug; Detection:Catalog No:107033 1:500) with HepG2 cells lysate 2400ug.