

BMI1 antibody

Catalog Number: 107019

Product name

BMI1 antibody

IP: 1:500-1:5000

IHC: 1:20-1:200

Specificity


Human, Mouse; other species not tested.

IF: 1:10-1:100

Antibody description

BMI1 Mouse Monoclonal antibody. Positive WB detected in U-937 cells. Positive IP detected in HEK-293 cells. Positive IHC detected in human lymphoma tissue. Positive IF detected in COS-7 cells. Observed molecular weight by Western-blot: 37 kDa

Validations



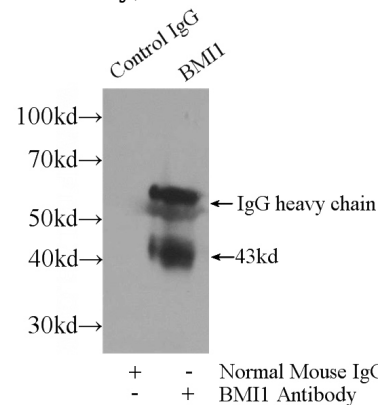
Preparation

This antibody was obtained by immunization of BMI1 recombinant protein (Accession Number: NM_005180). Purification method: Protein A purified.

U-937 cells were subjected to SDS PAGE followed by western blot with Catalog No:107019(BMI1 Antibody) at dilution of 1:1000

Formulation

PBS with 0.02% sodium azide and 50% glycerol pH 7.3.



Storage

Store at -20°C. DO NOT ALIQUOT

Clonality

Monoclonal

Ig Type

Mouse IgG2b

Applications

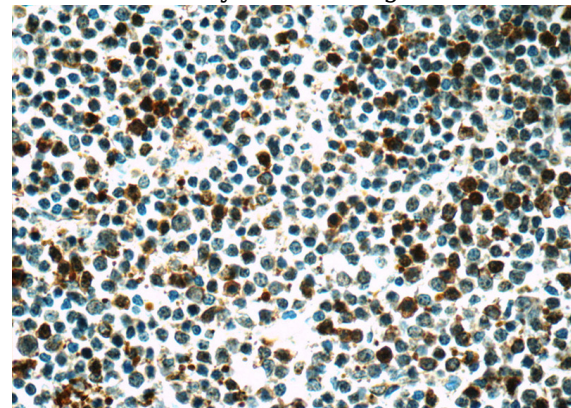
ELISA, WB, IHC, IF, IP

Dilutions

Recommended Dilution:

WB: 1:500-1:5000

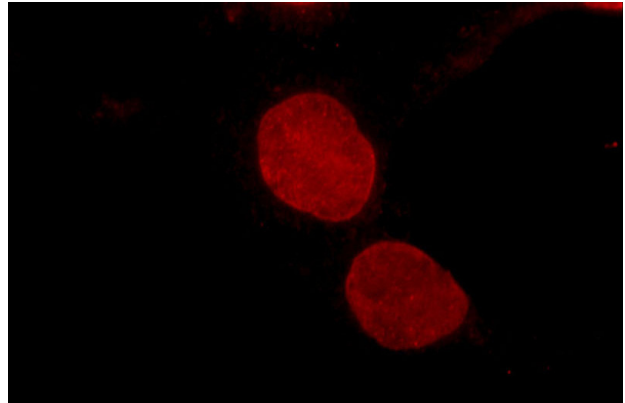
IP Result of anti-BMI1 (IP:Catalog No:107019, 3ug; Detection:Catalog No:107019 1:1000) with HEK-293 cells lysate 1800ug.



BMI1 antibody

Catalog Number: 107019

Immunohistochemistry of paraffin-embedded human lymphoma tissue slide using Catalog No:107019(BMI1 Antibody) at dilution of 1:50 under 40x lens



Immunofluorescent analysis of COS-7 cells using Catalog No:107019(BMI1 Antibody) at dilution of 1:25 and Rhodamine-Goat anti-Mouse IgG