

Cytokeratin 19-specific antibody



Catalog Number: 107008

Product name

Cytokeratin 19-specific antibody

Specificity

Human; other species not tested.

Antibody description

Cytokeratin 19-specific Rabbit Polyclonal antibody. Positive IHC detected in human colon tissue, human appendix tissue, human breast cancer tissue, human cervix tissue, human endometrial cancer tissue, human kidney tissue, human liver cancer tissue, human lung cancer tissue, human lung tissue, human ovary tumor tissue, human pancreas tissue, human placenta tissue, human prostate cancer tissue, human prostate hyperplasia tissue, human skin tissue, human stomach cancer tissue, human testis tissue, human thyroid cancer tissue. Positive WB detected in HepG2 cells. Observed molecular weight by Western-blot: 40 kDa

Preparation

This antibody was obtained by immunization of Peptide (Accession Number: NM_002276). Purification method: Antigen affinity purified.

Formulation

PBS with 0.02% sodium azide and 50% glycerol pH 7.3.

Storage

Store at -20°C. DO NOT ALIQUOT

Clonality

Polyclonal

Ig Type

Rabbit IgG

Applications

ELISA, WB, IHC


Dilutions

Recommended Dilution:

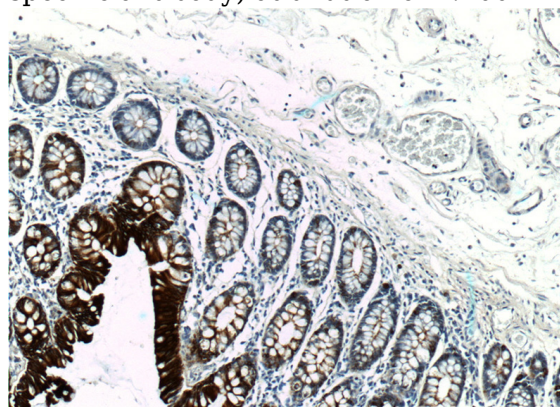
WB: 1:200-1:2000

IHC: 1:20-1:200

Validations



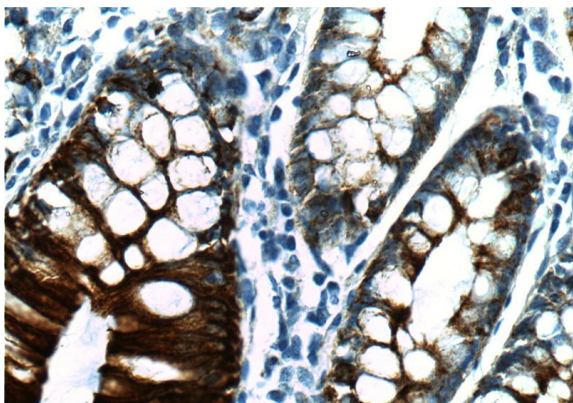
HepG2 cells were subjected to SDS PAGE followed by western blot with Catalog No:109803(KRT19-specific antibody) at dilution of 1:400



Immunohistochemistry of paraffin-embedded human colon tissue slide using Catalog No:109803(CK19-specific Antibody) at dilution of 1:200 (under 10x lens)

Cytokeratin 19-specific antibody

Catalog Number: 107008



Immunohistochemistry of paraffin-embedded human colon tissue slide using Catalog No:109803(CK19-specific Antibody) at dilution of 1:200 (under 40x lens)