

ACTA1-Specific antibody



Catalog Number: 106996

Product name

ACTA1-Specific antibody

Specificity

Human, Mouse, Rat; other species not tested.

Antibody description

ACTA1-Specific Rabbit Polyclonal antibody. Positive IHC detected in human skeletal muscle tissue, human hysterosarcoma tissue. Positive WB detected in human skeletal muscle tissue, mouse skeletal muscle tissue, rat skeletal muscle tissue. Observed molecular weight by Western-blot: 42kd

Preparation

This antibody was obtained by immunization of Peptide (Accession Number: NM_001100). Purification method: Antigen affinity purified.

Formulation

PBS with 0.02% sodium azide and 50% glycerol pH 7.3.

Storage

Store at -20°C. DO NOT ALIQUOT

Clonality

Polyclonal

Ig Type

Rabbit IgG

Applications

ELISA, WB, IHC


Dilutions

Recommended Dilution:

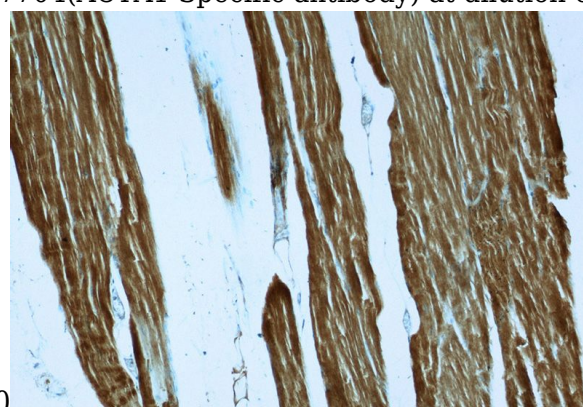
WB: 1:500-1:5000

IHC: 1:20-1:200

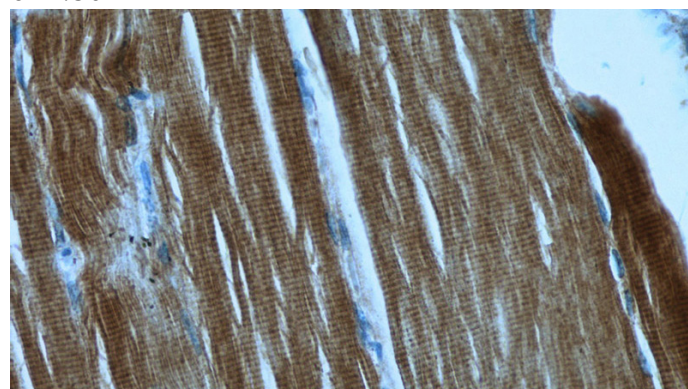
Validations



human skeletal muscle tissue were subjected to SDS PAGE followed by western blot with Catalog No:107704(ACTA1-Specific antibody) at dilution of



Immunohistochemistry of paraffin-embedded human skeletal muscle slide using Catalog No:107704(ACTA1-Specific Antibody) at dilution of 1:50



Immunohistochemistry of paraffin-embedded human skeletal muscle slide using Catalog No:107704(ACTA1-Specific Antibody) at dilution

ACTA1-Specific antibody



Catalog Number: 106996

of 1:50