

Anti-CoV Spike glycoprotein antibody



Catalog Number: 104333

Product name

Anti-CoV Spike glycoprotein antibody

Specificity

The antibody reacts with S1 subunit of MERS-CoV (NCoV / Novel coronavirus) Spike protein (S protein) and full-length S protein

Antibody description

Rabbit polyclonal to CoV Spike glycoprotein

Preparation

Produced in rabbits immunized with purified, a synthetic peptide corresponding to the N-terminus of the S1 subunit of MERS-CoV (NCoV / Novel coronavirus) spike glycoprotein (S protein), and purified by antigen affinity chromatography.

Formulation

0.2 µm filtered solution in PBS with 5% trehalose

Storage

This antibody can be stored at 2°C-8°C for one month without detectable loss of activity. Antibody products are stable for twelve months from date of receipt when stored at -20°C to -80°C.

Preservative-Free.

Sodium azide is recommended to avoid contamination (final concentration 0.05%-0.1%). It is toxic to cells and should be disposed of properly. Avoid repeated freeze-thaw cycles.

Clonality

Polyclonal

Ig Type

Rabbit IgG


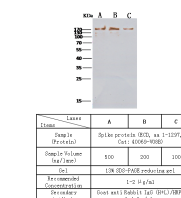


Applications

ELISA, WB, IHC, IF, IP

Dilutions

WB: 0.1-2 µg/mL

Validations



Anti-Novel coronavirus (HCoV-EMC/2012) Spike Protein S1 Antibody (N-terminal), Rabbit PAB, Antigen Affinity Purified, Western blot