

# Anti-Carbonic Anhydrase IX/CA9 antibody



Catalog Number: 103489

## Product name

Anti-Carbonic Anhydrase IX/CA9 antibody

## Immunogen

[Mouse Carbonic Anhydrase IX/CA9 \(His Tag\) recombinant protein](#)

## Specificity

Mouse Carbonic Anhydrase IX / CAR9

## Antibody description

Rabbit polyclonal to Carbonic Anhydrase IX/CA9

## Preparation

Produced in rabbits immunized with purified, recombinant Mouse Carbonic Anhydrase IX / CAR9 (rM Carbonic Anhydrase IX / CAR9; NP\_647466.2; Met 1-Asp 390). Carbonic Anhydrase IX / CAR9 specific IgG was purified by Mouse Carbonic Anhydrase IX / CAR9 affinity chromatography.

## Formulation

0.2 µm filtered solution in PBS with 5% trehalose

## Storage

This antibody can be stored at 2°C-8°C for one month without detectable loss of activity. Antibody products are stable for twelve months from date of receipt when stored at -20°C to -80°C.

Preservative-Free.

Sodium azide is recommended to avoid contamination (final concentration 0.05%-0.1%). It is toxic to cells and should be disposed of properly. Avoid repeated freeze-thaw cycles.

## Clonality

Polyclonal

## Ig Type

Rabbit IgG

## Applications

ELISA, WB, IHC-P

## Dilutions

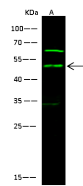
WB: 20-30 µg/ml

ELISA: 0.1-0.2 µg/mL

This antibody can be used at 0.1-0.2 µg/mL with the appropriate secondary reagents to detect Mouse CAR9. The detection limit for Mouse CAR9 is approximately 0.039 ng/well.

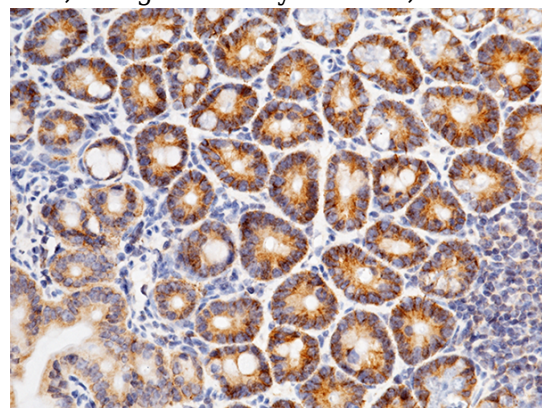
IHC-P: 0.1-2 µg/mL

## Validations



Lanes	A
Sample (Membrane lysate)	MOL14
Sample Volume (µg/lane)	20
Gel	13% SDS-PAGE reducing gel
Recommended Concentration	20-30 µg/ml
Secondary Antibody	Dylight 800-labeled Antibody to Rabbit IgG (H+L) at 1:5000 dilution
Developed using Odyssey imaging system	
Explanation	Predicted band size: 50 kDa Observed band size: 50 kDa Additional bands at: 60 kDa and 34 kDa (We are unsure as to the identity of these extra bands. They are possible non-specific bindings).

Carbonic Anhydrase IX / Car9 Antibody, Rabbit PAb, Antigen Affinity Purified, Western blot



Carbonic Anhydrase IX / Car9 Antibody, Rabbit PAb, Antigen Affinity Purified, Immunohistochemistry

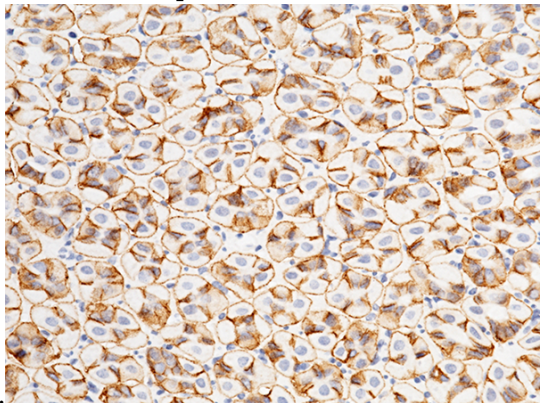
# Anti-Carbonic Anhydrase IX/CA9 antibody



Catalog Number: 103489

---

Immunochemical staining of mouse CAR9 in mouse intestine with rabbit polyclonal antibody (1  $\mu\text{g}/\text{mL}$ , formalin-fixed paraffin embedded



Carbonic Anhydrase IX / Car9 Antibody, Rabbit PAb, Antigen Affinity Purified, Immunohistochemistry

Immunochemical staining of mouse CAR9 in mouse stomach with rabbit polyclonal antibody (1  $\mu\text{g}/\text{mL}$ , formalin-fixed paraffin embedded sections).

sections).