

# Anti-TGFBR1 / ALK-5 antibody



Catalog Number: 101306

## Product name

Anti-TGFBR1 / ALK-5 antibody

## Immunogen

[Human TGFBR1 / ALK-5 \(aa 200-503, His & GST Tag\) recombinant protein](#)

## Specificity

Human TGFBR1 / ALK-5

## Antibody description

Rabbit polyclonal to TGFBR1 / ALK-5

## Preparation

Produced in rabbits immunized with purified, recombinant Human TGFBR1 / ALK-5 (rh TGFBR1 / ALK-5; P36897-1; Thr200-Met503). TGFBR1 / ALK-5 specific IgG was purified by Human TGFBR1 / ALK-5 affinity chromatography.

## Formulation

0.2 µm filtered solution in PBS

## Storage

This antibody can be stored at 2°C-8°C for one month without detectable loss of activity. Antibody products are stable for twelve months from date of receipt when stored at -20°C to -80°C.

Preservative-Free.

Sodium azide is recommended to avoid contamination (final concentration 0.05%-0.1%). It is toxic to cells and should be disposed of properly. Avoid repeated freeze-thaw cycles.

## Clonality

Polyclonal

## Ig Type

Rabbit IgG

## Applications

ELISA, WB, IHC-P

## Dilutions

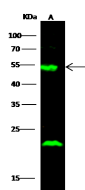
WB: 5-10 µg/ml

ELISA: 0.1-0.2 µg/mL

This antibody can be used at 0.1-0.2 µg/mL with the appropriate secondary reagents to detect Human TGFBR1 / ALK-5. The detection limit for Human TGFBR1 / ALK-5 is < 0.039 ng/well.

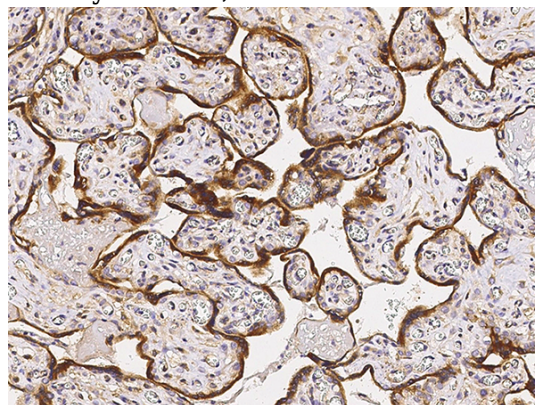
IHC-P: 0.1-2 µg/mL

## Validations



Lanes	A
Items	
Sample (whole cell lysate)	A431
Sample Volume (µg/lane)	30
Gel	13% SDS-PAGE reducing gel
Recommended Concentration	5-10 µg/ml
Secondary Antibody	Dylight 800 labeled Antibody to Rabbit IgG (H+L), at 1:5000 dilution.
Developed using Odyssey imaging system.	
Explanation	1 Predicted band size : 56 kDa Observed band size : 54 kDa Additional bands at : 23 kDa (We are unsure as to the identity of these extra bands. )

TGFBR1 / ALK-5 Antibody, Rabbit PAb, Antigen Affinity Purified, Western blot



TGFBR1 / ALK-5 Antibody, Rabbit PAb, Antigen Affinity Purified, Immunohistochemistry

Immunochemical staining of human ALK5 in human placenta with rabbit polyclonal antibody

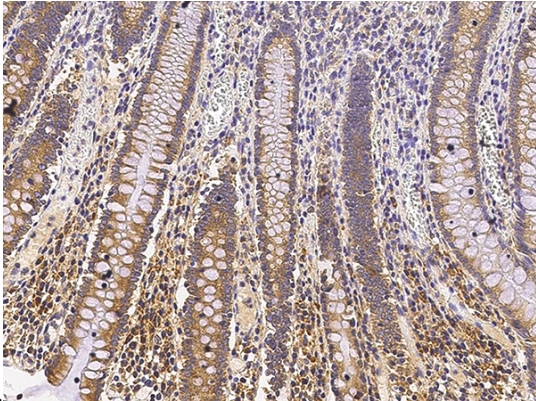
# Anti-TGFBR1 / ALK-5 antibody



Catalog Number: 101306

---

(0.3  $\mu\text{g}/\text{mL}$ , formalin-fixed paraffin embedded



sections).

TGFBR1 / ALK-5 Antibody, Rabbit PAb, Antigen Affinity Purified, Immunohistochemistry

Immunochemical staining of human ALK5 in human small intestine with rabbit polyclonal antibody (0.3  $\mu\text{g}/\text{mL}$ , formalin-fixed paraffin embedded sections).