

Anti-V5 Tag antibody



Catalog Number: 101020

Product name

Anti-V5 Tag antibody

Specificity

Recognize N-terminal and C-terminal V5 Tag in fusion proteins.

Antibody description

Rabbit polyclonal to V5 Tag

Preparation

Produced in rabbits immunized with purified, a synthetic peptide corresponding to the V5-tag sequence. V5-tag specific IgG was purified by V5-tag affinity chromatography.

Formulation

0.2 µm filtered solution in PBS

Storage

This antibody can be stored at 2°C-8°C for one month without detectable loss of activity. Antibody products are stable for twelve months from date of receipt when stored at -20°C to -80°C.

Preservative-Free.

Sodium azide is recommended to avoid contamination (final concentration 0.05%-0.1%). It is toxic to cells and should be disposed of properly. Avoid repeated freeze-thaw cycles.

Clonality

Polyclonal

Ig Type

Rabbit IgG

Applications



WB, IP

Dilutions

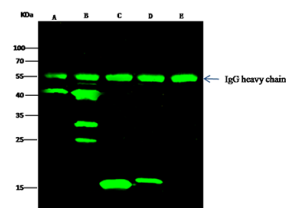
WB: 1/1000-1/2000

IP: 1-4 µl/mg of lysate

Validations



Anti-V5 Tag Antibody, Rabbit PAb, Antigen Affinity Purified, Western blot



Lanes	A	B	C	D	E
Items					
Sample (whole cell lysate)	his-ARG1-V5 Transfection 293	V5-ARG1-bis Transfection 293	V5-mfABP4-bis Transfection 293	mfABP4-V5-bis Transfection 293	pSTEP2 Transfection 293
Sample quantity	0.5 mg				
IP antibody quantity	2 µl				
Protein G agarose	15 µl of 50 % Protein G Agarose				
Gel	13 % SDS-PAGE-reducing.gel				
Primary antibody	V5 tag antibody at 2 µg/ml				
Secondary antibody	DyLight 800-labeled antibody to mouse IgG (H+L), at 1:5000 dilution.				

Anti-V5 Tag Antibody, Rabbit PAb, Antigen Affinity Purified, Immunoprecipitation