

Anti-Carbonic Anhydrase IV / Car4 / CA4 antibody



Catalog Number: 100301

Product name

Anti-Carbonic Anhydrase IV / Car4 / CA4 antibody

Immunogen

[Mouse Carbonic Anhydrase IV / Car4 / CA4 \(His Tag\) recombinant protein](#)

Specificity

Mouse Carbonic Anhydrase IV / Car4 / CA4

Antibody description

Rabbit polyclonal to Carbonic Anhydrase IV / Car4 / CA4

Preparation

Produced in rabbits immunized with purified, recombinant Mouse Carbonic Anhydrase IV / Car4 / CA4 (rh Carbonic Anhydrase IV / Car4 / CA4; NP_031633.1; Met1-Ser277). Carbonic Anhydrase IV / Car4 / CA4 specific IgG was purified by Mouse Carbonic Anhydrase IV / Car4 / CA4 affinity chromatography.

Formulation

0.2 µm filtered solution in PBS

Storage

This antibody can be stored at 2°C-8°C for one month without detectable loss of activity. Antibody products are stable for twelve months from date of receipt when stored at -20°C to -80°C.

Preservative-Free.

Sodium azide is recommended to avoid contamination (final concentration 0.05%-0.1%). It is toxic to cells and should be disposed of properly. Avoid repeated freeze-thaw cycles.

Clonality

Polyclonal

Ig Type

Rabbit IgG

Applications

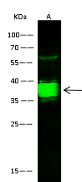
WB, IHC-P

Dilutions

WB: 2-10 µg/ml

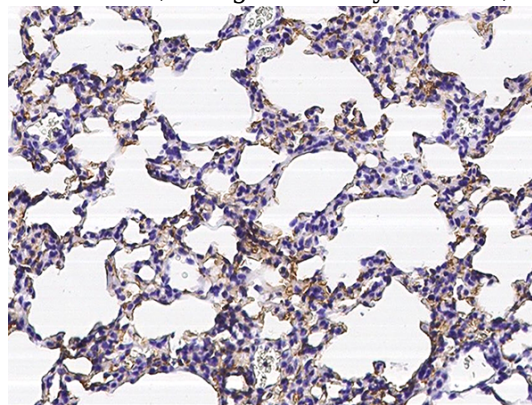
IHC-P: 0.1-1 µg/ml

Validations



Lanes	A
Sample (whole cell lysate)	A431
Sample Volume (µg/lane)	30
Gel	13% SDS-PAGE reducing gel
Recommended Concentration	2-10 µg/ml
Secondary Antibody	Dylight 800-labeled Antibody to Rabbit IgG (1041), at 1:5000 dilution
Developed using Odyssey Imaging system	
Explanation	Predicted band size : 35 kDa Observed band size : 37 kDa Additional bands at : 61 kDa (We are unsure as to the identity of this extra band. It may be a non-specific binding)

Carbonic Anhydrase IV / Car4 / CA4 Antibody, Rabbit PAB, Antigen Affinity Purified, Western blot

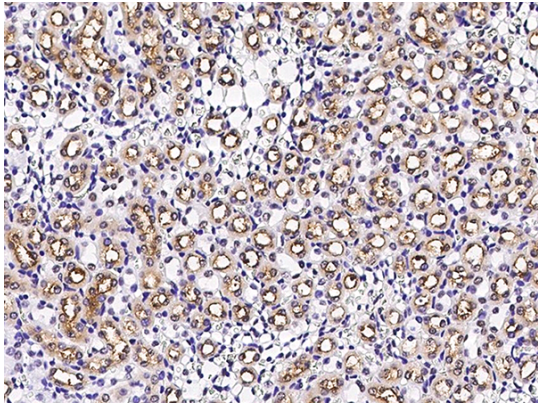


Carbonic Anhydrase IV / Car4 / CA4 Antibody, Rabbit PAB, Antigen Affinity Purified, Immunohistochemistry

Anti-Carbonic Anhydrase IV / Car4 / CA4 antibody



Catalog Number: 100301



Carbonic Anhydrase IV / Car4 / CA4 Antibody,
Rabbit PAb, Antigen Affinity Purified,
Immunohistochemistry