


&(57,) ,&\$7(2) \$1\$/ <6,6

3 U R G X F W 1 D P H mmu RL-37 peptide
 / R M R * 7\$
 6 H T X H Q F H 5 / * 1)) 5 . 9 . (. , * * * / . . 9 * 4 . , . ') / * 1 / 9 3 5 7 \$ 6
 ' L V R O X M R Q F R Q G L M R Q \$ & 1 + 2
 / H Q J V K \$ \$
 0 R G L L F D M R Q 1 \$
 0 R O F X O U : H J K W O :
 6 V R L D J H f &

7 H W V M P V	6 S H F L L F D M R Q V	5 H X O V
0 : E \ 0 6		& R Q R U P V
3 X U W E \ + 3 / &	!	
3 H S V G H & R Q M Q V	1 \$	1 \$
0 R L V X U H F R Q M Q V	1 \$	1 \$
\$ F H A F D F L G F R Q M Q V	1 \$	1 \$
\$ S S H L D Q F H	: K U M V R I Z K U M O R S K L Q H G S F Z G H U	& R Q R U P V
4 X D Q M V	P J	P J

NovoPro Bioscience Inc. (hereafter NovoPro) warrants material of said quality at the time of sale. It is the sole responsibility of the customers to determine the adequacy of all materials for any intended or specific purpose or use. NovoPro's sole obligation is to replace the material up to the extent of the purchase price. This warranty applies only to products in original packaging and does not apply to a product which has been tampered with or altered in any way in or which has been misused or damaged by accident or negligence. All claims must be received writing (by fax or email) within 30 days from date when product arrive at the destination city and failure to do so shall constitute a waiver by customers for any and all such claims.

Certified by: 
 Quality Assurance Department

Nov/14/2022

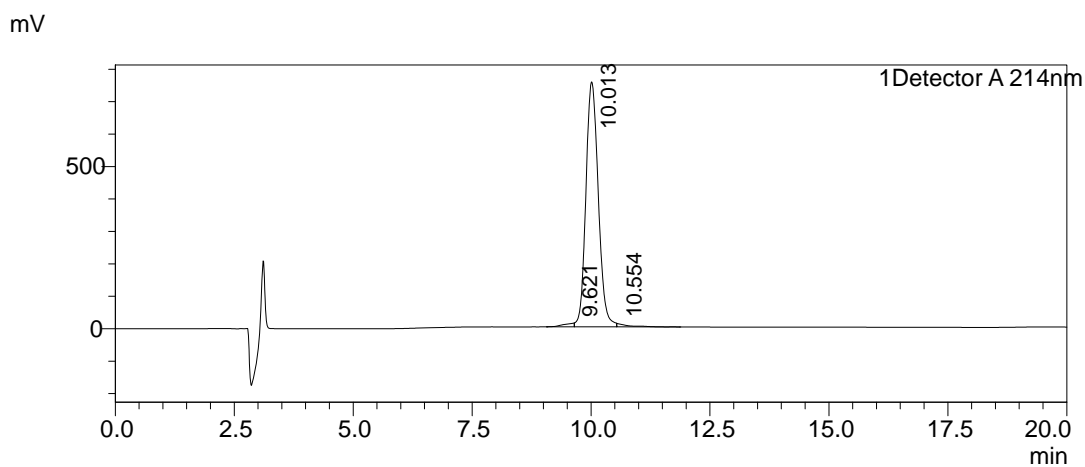


Sample Information

Order ID :GTA34643-2
 Name :mmu RL-37
 Sequence :RLGNFFRKVKEKIGGGLKKVGGQKIKDFLGNLVPRTAS
 Lot. No :GTA34643-2-1020
 Pump A :0.1%Trifluoroacetic in 100% water
 Pump B :0.1%Trifluoroacetic in 100% acetonitrile
 Total Flow :1ml/min
 Wavelength :214nm
 Analytical column type :YMC-Triart C18(4.6*250mm*5um)
 Dissolution method :15%ACN+85%H2O
 Inj. Volume : 25ul

Time	Module	Action	Value
0.01	Pumps	B.Conc	35
20.00	Pumps	B.Conc	55
33.00	Pumps	B.Conc	100
38.00	Pumps	B.Conc	100
40.00	Pumps	B.Conc	35
50.00	Controller	pSto	

Chromatogram

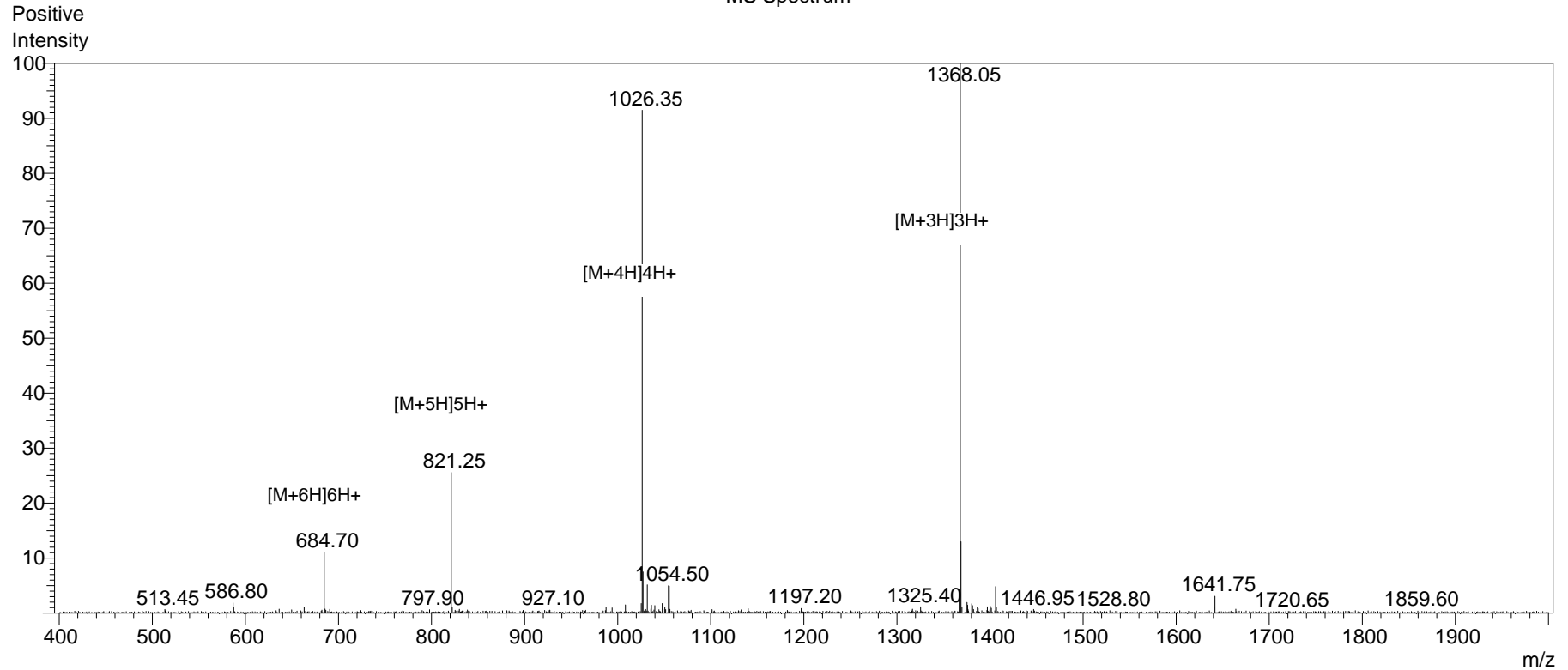


Peak Table

Detector A 214nm

Peak#	Ret. Time	Area	Height	Area%
1	9.621	175898	10819	1.251
2	10.013	13711565	755060	97.527
3	10.554	171715	10650	1.221
Total		14059179	776528	100.000

MS Spectrum



Sample Information

Dissolution method	:15%ACN+85%H2O	Interface	:ESI	Prerod Bias	:+4.5kv
Date Acquired	:2022/11/14 16:03:03	Nebulizing Gas Flow	:1.50L/min	Detector	:-0.2kv
Injection Volume	:0.2ul	CDL Temp	:250C	T.Flow	:0.2ml/min
Block Temp	:200	CDL Volt	:0v	B.conc	:50%H2O/50%MEOH

Order ID	:GTA34643-2
Name	:mmu RL-37
Sequence	:RLGNFFRKVKEKIGGGLKKVGQKIKDFLGNLVPRTAS
Lot.No	:GTA34643-2-1020
Theoretical	:4100.88
Observed	:4101.15