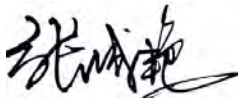

CERTIFICATE OF ANALYSIS

Product Name	Casein kinase II peptide substrate, Cat.#:303022
Lot No.	MTFA30486-0918
Sequence	RRRADDSDDDDD
Dissolution condition	100%H ₂ O
Length	12AA
Modification	N/A
Molecular Weight (MW)	1450.30
Storage	-20°C

Test Items	Specifications	Results
MW by MS	1450.20	Conforms
Purity by HPLC	>95%	95.055%
Peptide Content	N/A	N/A
Moisture content	N/A	N/A
Acetic acid content	N/A	N/A
Appearance	White to off-white lyophilized powder	Conforms
Quantity	5mg	5.0mg

NovoPro Bioscience Inc. (hereafter NovoPro) warrants material of said quality at the time of sale. It is the sole responsibility of the customers to determine the adequacy of all materials for any intended or specific purpose or use. NovoPro's sole obligation is to replace the material up to the extent of the purchase price. This warranty applies only to products in original packaging and does not apply to a product which has been tampered with or altered in any way in or which has been misused or damaged by accident or negligence. All claims must be received writing (by fax or email) within 30 days from date when product arrive at the destination city and failure to do so shall constitute a waiver by customers for any and all such claims.

Certified by:



Quality Assurance Department

Sep/28/2023



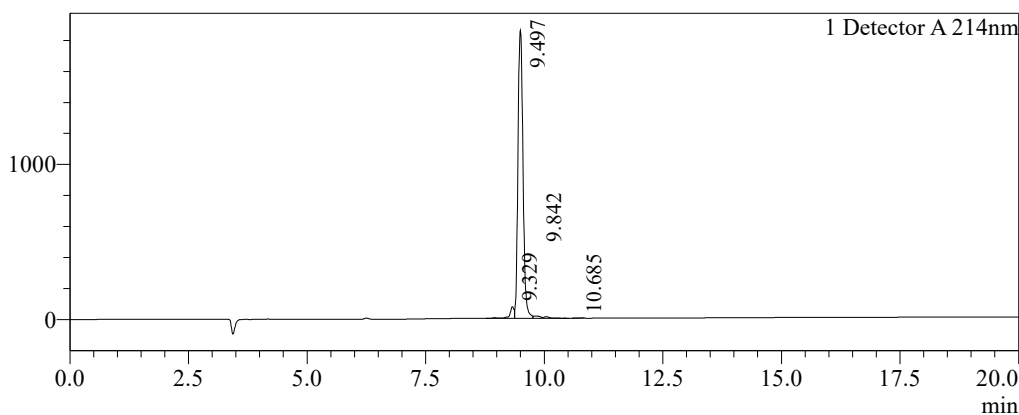
Sample Information

Order ID :MTFA30486
 Name :N/A
 Sequence :RRRADDSDDDDD
 Lot. No :MTFA30486-0918
 Pump A :0.1%Trifluoroacetic in 100% water
 Pump B :0.1%Trifluoroacetic in 100% acetonitrile
 Total Flow :1ml/min
 Wavelength :214nm
 Analytical column type :Phenomenex Luna® 5 µm C18 (2) (4.6*250mm*5 µm)
 Dissolution method :100%H2O
 Inj. Volume : 25ul

Time	Module	Action	Value
0.01	Pumps	B.Conc	5
20.00	Pumps	B.Conc	25
33.00	Pumps	B.Conc	100
38.00	Pumps	B.Conc	100
40.00	Pumps	B.Conc	5
50.00	Controller	Stop	

Chromatogram

mV

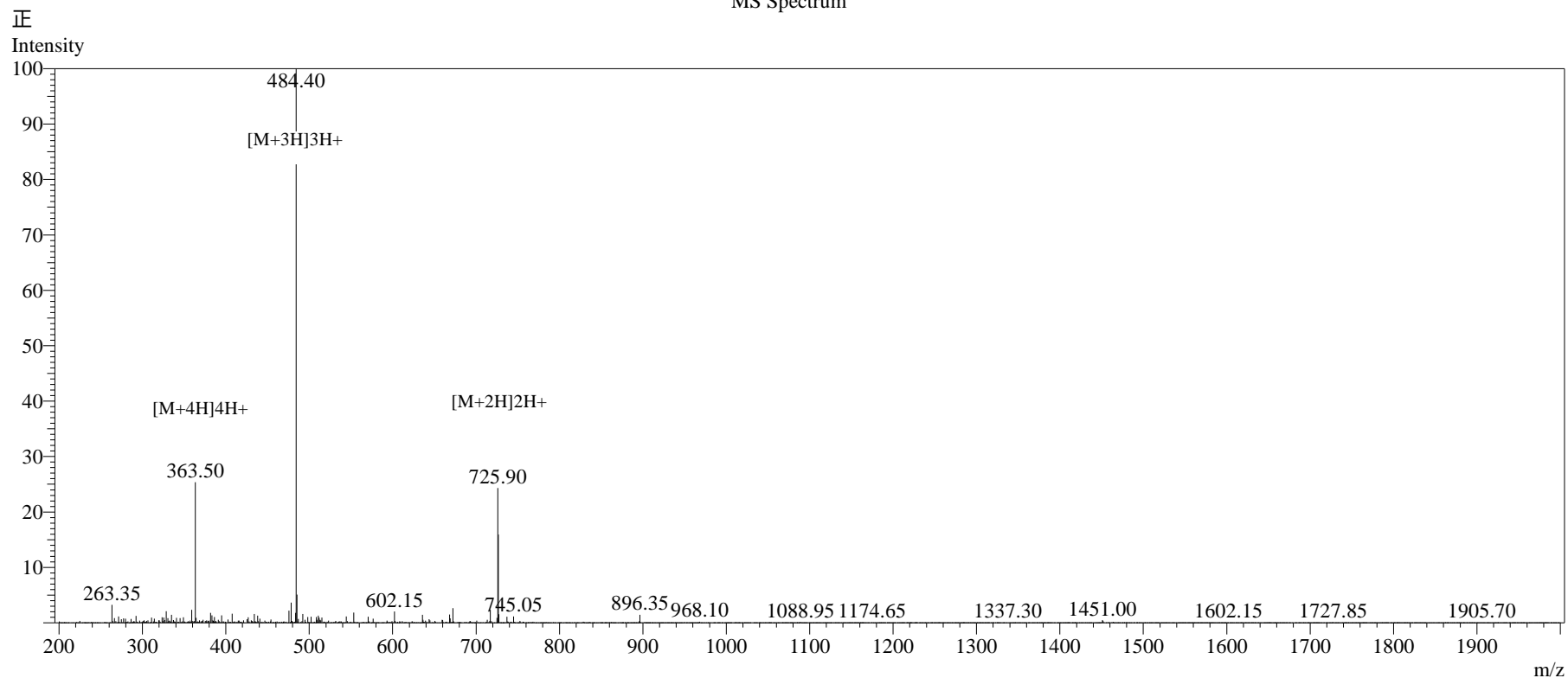


Peak Table

Detector A 214nm

Peak#	Ret. Time	Area	Height	Area%
1	9.329	474881	75121	3.292
2	9.497	13710579	1857677	95.055
3	9.842	228664	14616	1.585
4	10.685	9693	1652	0.067
Total		14423818	1949066	100.000

MS Spectrum



Sample Information

Dissolution method	:15% ACN+85% H ₂ O	Interface	:ESI	Prerod Bias	:+4.5kv
Date Acquired	:2023/09/26 10:32:44	Nebulizing Gas Flow	:1.50L/min	Detector	:-0.2kv
Injection Volume	:0.2ul	CDL Temp	:250°C	T.Flow	:0.2ml/min
Block Temp	:200	CDL Volt	:0v	B.conc	:50% H ₂ O/50% MEOH

Order ID	:MTFA30486
Name	:N/A
Sequence	:RRRADDSDDDDD
Lot.No	:MTFA30486-0918
Theoretical	:1450.30
Observed	:1450.20