

# PLK4 antibody



Catalog Number: 113971

## Product name

PLK4 antibody

WB: 1:500-1:5000

IHC: 1:20-1:200

## Specificity

Human, Mouse, Rat; other species not tested.

## Antibody description

PLK4 Rabbit Polyclonal antibody. Positive IHC detected in human testis tissue, human cervical cancer tissue, human lung cancer tissue. Positive WB detected in mouse lung tissue, A549 cells, MCF7 cells. Observed molecular weight by Western-blot: 105-112 kDa

## Preparation

This antibody was obtained by immunization of PLK4 recombinant protein (Accession Number: NM\_014264). Purification method: Antigen affinity purified.

## Formulation

PBS with 0.1% sodium azide and 50% glycerol pH 7.3.

## Storage

Store at -20°C. DO NOT ALIQUOT

## Clonality

Polyclonal

## Ig Type

Rabbit IgG


## Applications

ELISA, WB, IHC

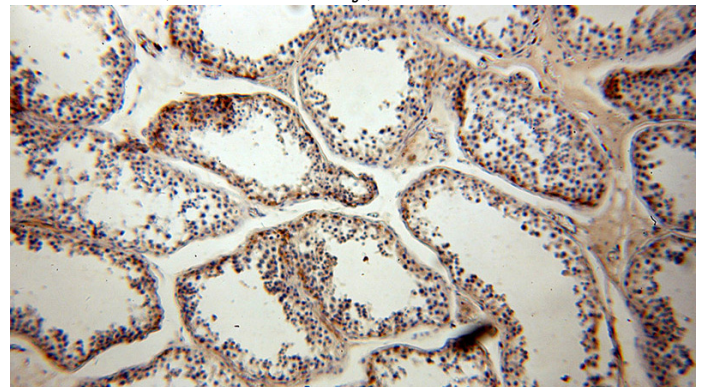
## Dilutions

Recommended Dilution:

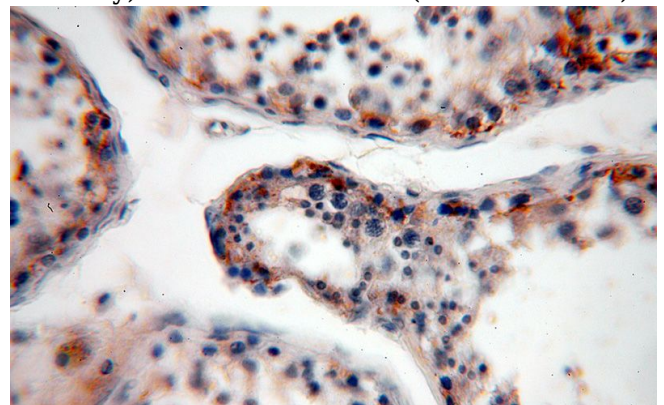
## Validations



mouse lung tissue were subjected to SDS PAGE followed by western blot with Catalog No:113971(PLK4 antibody) at dilution of 1:2000



Immunohistochemical of paraffin-embedded human testis using Catalog No:113971(PLK4 antibody) at dilution of 1:200 (under 10x lens)



Immunohistochemical of paraffin-embedded human testis using Catalog No:113971(PLK4 antibody) at dilution of 1:200 (under 40x lens)