

USP13 antibody

Catalog Number: 107533

Product name

USP13 antibody

Immunogen

[Human USP13 Recombinant protein \(His tag\)](#)

Specificity

Human; other species not tested.

Antibody description

USP13 Mouse Monoclonal antibody. Positive IF detected in HepG2 cells. Positive IHC detected in human testis tissue, human skin cancer tissue. Positive WB detected in HepG2 cells. Observed molecular weight by Western-blot: 97 kDa

Preparation

This antibody was obtained by immunization of USP13 recombinant protein (Accession Number: NM_003940). Purification method: Protein G purified.

Formulation

PBS with 0.02% sodium azide and 50% glycerol pH 7.3.

Storage

Store at -20°C. DO NOT ALIQUOT

Clonality

Monoclonal

Ig Type

Mouse IgG1

Applications

ELISA, WB, IHC, IF

Dilutions

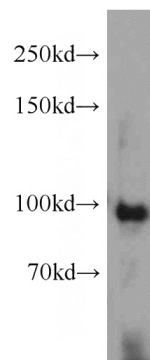
Recommended Dilution:

WB: 1:500-1:5000

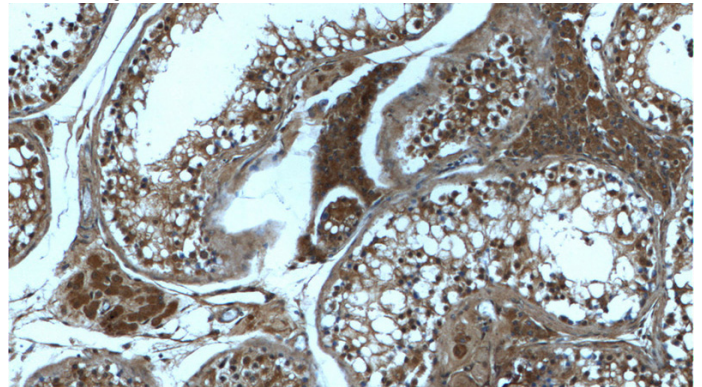
IHC: 1:20-1:200

IF: 1:20-1:200

Validations



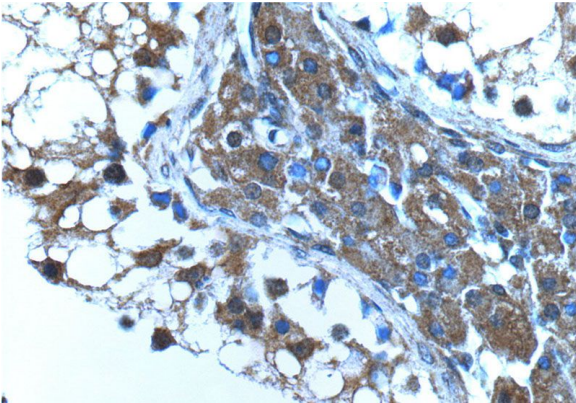
HepG2 cells were subjected to SDS PAGE followed by western blot with Catalog No:107533(USP13 Antibody) at dilution of 1:1000



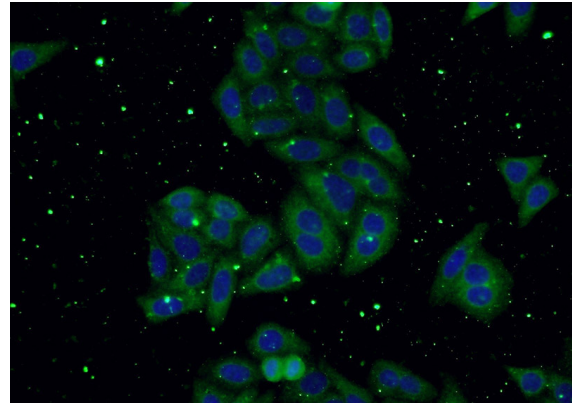
Immunohistochemistry of paraffin-embedded human testis tissue slide using Catalog No:107533(USP13 Antibody) at dilution of 1:200 (under 10x lens)

USP13 antibody

Catalog Number: 107533



Immunohistochemistry of paraffin-embedded human testis tissue slide using Catalog No:107533(USP13 Antibody) at dilution of 1:200 (under 40x lens)



Immunofluorescent analysis of HepG2 cells using Catalog No:107533(USP13 Antibody) at dilution of 1:50 and Alexa Fluor 488-conjugated AffiniPure Goat Anti-Mouse IgG(H+L)